

JANKITM OIL TOOLS

Oil Field Drilling Rig Equipments & Spares Catalogue



API 7K-0168
For Rotary Bushing, Rotary Slip and Safety Clamp



Website : www.jankioiltools.com

E-mail : info@jankioiltools.com / sales@jankioiltools.com

COMPANY PROFILE

About JOT

Janki Oil Tools was established in the year 1993, a well known manufacturer of Oil Field Equipments and Drilling Rig Spares, since its inception it has been serving to the best of its ability to the satisfaction of both Indian and International market. The company has been engaged in research, design, manufacturing and general assembling of oil well drilling rig equipments for oil exploration and development. Our commitment to ensure quality and performance in product and services has made us prominent manufacturer, supplier and exporter.

Certification

The company is certified with API-7K monogram license No. 7K-0168 for Rotary Bushing, Rotary Slips & Safety Clamp and maintains a quality management system in accordance with the API-Q1 specifications and is also fully aligned with ISO standards. It also recognizes and discharges its responsibility towards employee welfare, energy conservation and environmental protection and in-house inspection and testing facilities.

The Government of India had honoured the founder of Janki Oil Tools with the prestigious "National Award" in the year 1984 for his services towards innovative improvements in Oil Well Drilling sector.

Service

JOT is also working closely with its clients and suppliers since its inception and ensuring that it is in a position to offer the required equipments and quality complying with International standards.

Company provides warranty towards its products and also provides services for reconditioning of equipments which helps it to lead in Oil Field Industry. Our integrated maintenance system helps us to meet delivery terms of our valuable customers to provide them ultimate satisfaction.

We understand the critical requirements of this industry to provide on-time delivery at competitive prices with immediate product availability.

The company also conducts apprenticeship programs to develop technical employees to ensure their understanding in related fields to assure continuous developments in this industry.

Vision and Mission

To develop, design, manufacture and supply high quality Oilfield Tools. To establish warehouses and distributing centres to serve the developing and demanding market of Oil Field Industries of various Nations.

Our Customer

In India approximately all the Drilling Companies like ONGC Ltd, Oil India Ltd., ESSAR Oilfield services India Ltd., Aban Offshore Ltd., Jindal Drilling & Industries Ltd., Halliburton Offshore services Inc., Quippo Oil & Gas Infrastructure P. Ltd., Focus Energy Ltd., John Energy Ltd., are using our products Even few Overseas companies like MB Petroleum services, Weatherford Drilling International (BVI) Ltd., Expro gulf Ltd., PT Binakarindo Yacoagung, Petrind Srl, National Drilling Co., FIN SA, Firma Handlowa Exel, Anonnet and many more valuable Customers are using our products.

Product Offerings	Page
Master Bushing - Hinged type Pin Drive	1
Master Bushing - Solid & Split Body Pin Drive	2
Master Bushing - Medium Duty Pin Drive & Square Drive Split	3
Casing Bushing	4
Roller Kelly Bushing - Heavy Duty Pin Drive & Square Drive	5
Roller Assembly for Kelly Bushing	6
Kelly Bushing Spares	7
Rotary Slips / Drill Pipe Slips	8 - 9
Drill Collar Slips	10
Casing Slips	11
Safety Clamps	12
Safety Clamps Hydraulic	13
Stabbing Guide	13
Power Slip Lifter & Modified Rotary Slip	14 - 16
Pneumatic Power Slip	17
Bit Breaker for TCR & PDC Bits / Bit Gauges & Stabilizer Gauges	18
Wear Guide Assembly Plate, Adapter Plates & Rotary Table Adapter	19
Umbilical Rotary Protector Bushing, Bowls Slotted Type & Modified Slip	20
Drifts for Casing & Tubing	20
Mud Bucket - Hydraulic & Pneumatic	21
Mud Bucket Pneumatic Type	22
Mud Bucket Manual Type	23
Tong Dies for Manual Tong & Woolley, TSK Slips	24
Inserts for Rotary Slips, Dies for Safety Clamp & Dies for Monkey Tong	25
Slip Inserts, Tong Dies, Iron Roughneck Dies & Holders	26

Product Offerings	Page
Inserts for Cavins Tubing Spider	27
Drill Pipe Protectors (Spiral Fluted)	27
Manual Tong	28
Ezy Torque Hydraulic Cat Head	29
JOT Elevators (Supply Range Of Elevators, Sucker Rod Elevator & Wrench)	30
Drill Pipe/Drill Collar Spinner	31
Sucker Rod Power Tong	32
Pneumatic Spider	33-34
Stabbing Guide	35
Air Operated Thread Protectors	36
Thread Protector in Plastic, Rubber & Steel	37
Lifting Bail / Cap	38
Dresser Type Couplings	39
Clamp On Casing Thread Protector, Ring Joint Gasket (Type R, RX, BX)	40
Rubber Expansion Joints	40
Hammer Lug Union	41
Adapters & Crossovers, Pup Joint, Spacer Spools, Flanges	42
Valves (Butterfly Valve)	43
Ball Valves and Other Valve	44 - 47
JOT Supply Range Product	48
Oil Saver, Tubing Stripper Rubbers JU Type, Rod Wiper	49

MASTER BUSHING HINGED TYPE PIN DRIVE

JOT-MB-3750 MODEL for NATIONAL, EMSCO, OIL WELL & all other Rotary Tables

JOT manufactures Master Bushing 37½" hinged type Pin Drive suitable for 37½" to 49½" Rotary table for offshore & onshore drilling operation to provide rotational force to drill string. It is equipped with standard Bowl No. 3 & optional Bowl No. 1 & 2 with taper as per API Specifications to accommodate 2-3/8" to 13-3/8" O.D of Drill Pipes, Drill collars & tubular to handle up to the load of 500 tons. Torque Rating: 32362 Nm at 300 RPM.

The JOT-MB is incorporated with Bowl lock assembly that lock the Bowls. It is designed in hinged type that can be removed easily from Rotary Table, facilitate to pass large Diameter Bits and Tubular directly through Rotary Table.

Master Bushing Accessories:

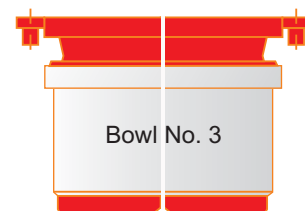

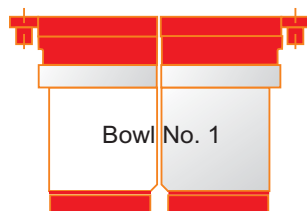
- Lifting Sling: Chain type with four hooks for Master Bushing & Two Hook for Bowl for lifting purpose.
- Bit Breaker Adapter Plate: To accommodate different sizes of Bit Breakers for Makeup –Breakup of Bits.
- Insert Bowls: API Insert Bowl No 1, 2 & 3 to handle tubular.



JOT-MB-3750 & JOT-MB-3750-SQ PARTS LIST

(All the spares are interchangeable with Varco MPCH Master Bushing spares)

S. No.	DESCRIPTION	Req. Qty Per Set	Identical Varco PART No.	JOT PART No. For National	JOT PART No. For Oil Well	JOT PART No. For EMSCO
1	Master Bushing Bare body segment only	2 no	--	J35710	J35710-SQ	J35710-E
2	Hinge Pin-Removable (with handle)	1 no	6604	J35711	J35711-SQ	J35711-E
3	Hinge Pin Retainer	1 no.	6606	J35711-A	J35711-A-SQ	J35711-A-E
4	Hinge Pin-Stationary (with retainer)	1 no	6605	J35712	J35712-SQ	J35712-E
5	Bowl lock assembly	2 no	--	J35714	J35714-SQ	J35714-E
6	Eccentric Pin		1014	J35714-A	J35714-A-SQ	J35714-A-E
7	Eccentric Pin Lock		1016	J35714-B	J35714-B-SQ	J35714-B-E
8	Eccentric Pin Retainer		50106-22	J35714-C	J35714-C-SQ	J35714-C-E
9	Drive Hole Bushing	4 no	3699	J35715	J35715-SQ	J35715-E
Other Components to be supplied with set						
10	Lifting Sling	1 no	6699	J35716	J35716-SQ	J35716-E
11	Bit Breaker Adapter Plate	1 no	1816	J35717	J35717-SQ	J35717-E
12	Insert Bowl No: 1 11-3/4" to 13-3/8"	any one	6610	J35751	J35751-SQ	J35751-E
13	Insert Bowl No: 2 9-5/8" to 10-3/4"		6609	J35752	J35752-SQ	J35752-E
14	Insert Bowl No: 3 2-3/8" to 8-5/8"		6608	J35753	J35753-SQ	J35753-E



MASTER BUSHING SOLID BODY PIN DRIVE

JOT-MB MODEL -2750PS & JOT-MB-2050PS


JOT manufactures Master Bushing Pin Drive Solid Body suitable for 27½" and 20½" API Rotary Table, it is equipped with standard Bowl No. 3 and optional Bowl No. 1 & 2, to accommodate tubular from 2-3/8" to 13-3/8" with the help Insert Bowls, having a maximum Handling capacity of 500 Tons string load. Torque Rating: 27459 Nm at 300 RPM.

The JOT-MB is incorporated with Bowl lock assembly that lock the Bowls, MB have locking type drive hole bushes system to lock the Kelly Bushing and Power Slip Lifter. The Pin Drive Master Bushing allows the Kelly Bushing to fit on the top of the master bushing and makes possible to use extended Split Bowls while the Kelly Bushing is in operation.

Master Bushing Accessories:

- **Lifting Sling:** Two hooks type for Master Bushing & Two hooks chain type for Bowl for lifting purpose.
- **Bit Breaker Adapter Plate:** To accommodate different sizes of Bit Breakers for Makeup –Breakup of Bits.
- **Insert Bowls:** API Insert Bowl 1, 2 & 3 to handle tubular.

JOT-MB - 2750 PS
Figure No. 2



SOLID BODY PIN DRIVE MASTER BUSHING PARTS LIST :

(Interchangeable with Varco MSPC)

S.No.	DESCRIPTION	Req. Qty. Per Set	Part No. For JOT-MB 2750 PS	PART No. For JOT-MB 2050 PS
1.	Master Bushing Bare body only	One	25751-PS	25051-PS
2.	Bowl Lock Assy.	Two	25752-PS	25052-PS
3.	Drive Hole Bushing	Four	25753-PS	25053-PS
4.	Lifting Sling	One	25754-PS	25054-PS
5.	Bit Breaker Plate	One	25755-PS	25055-PS
6.	Insert Bowl No.1 For 11.3/4" To 13.3/8" Tubulars	any one	25756-PS	--
	Insert Bowl No.2 For 9.5/8" To 10.3/4" Tubulars		25757-PS	25057-PS
	Insert Bowl No.3 For 2.3/8" To 8.5/8" Tubulars		25758-PS	25058-PS

MASTER BUSHING SPLIT TYPE PIN DRIVE WITH BOWL SUITABLE FOR 27½" ROTARY TABLE AND ITS PARTS LIST :

Master Bushing Split type accommodate API Insert Bowl No. 1, 2 & 3 to handle tubular size from 2-3/8" to 13-3/8", Master Bushing having 4 Nos of drive hole bushes to lock the Kelly Bushing with the help of eccentric Drive Pin and Bowl lock assembly to lock the Bowl in the split Bushing. Lifting Sling 2 Hook type to lift Master Bushing and Bowls & Bit Breaker Adapter plate are provided.

S.No.	DESCRIPTION	Req. Qty. Per Set	Part No. For JOT-MB 2750 PSP - 3
1.	Master Bushing Bare body	One	27551 - PSP - 3
2.	Bowl Lock Assembly	Two	27552 - PSP - 3
3.	Drive Hole Bushing	Four	27553 - PSP - 3
4.	Lifting Sling	One	27554 - PSP - 3
5.	Bit Breaker Plate	One	27555 - PSP - 3
6.	Insert Bowl No.1	1 No. (Any One)	27556 - PSP - 3
	Insert Bowl No.2		27557 - PSP - 3
	Insert Bowl No.3		27558 - PSP - 3



JOT-MB - 2750 PSP 3
Figure No. 3

Note : Other sizes of Master Bushing to Suit rotary table can be manufactured against order.

MASTER BUSHING MEDIUM DUTY PIN DRIVE & SQUARE DRIVE SPLIT


JOT MB MODELS : JOT-MB-2750 PSP MODEL JOT-MB-2050 PSP MODEL
JOT-MB-1750 PSP MODEL JOT-MB-2750 SSP MODEL

JOT Manufactures Master Bushings Split type in two design, Pin Drive and Square Drive. Available sizes & Model : MB 27½", MB 20½", MB 17½" for suitable rotary table. Master Bushings are provided itself taper of Bowl No. 3 which makes slip handling easier and distributes the load uniformly in the bushing resulting in less wear & tear and passes large diameter bits & tools.


MASTER BUSING SPLIT PIN DRIVE MODELS :

JOT-MB - 2750 PSP, JOT-MB - 2050 PSP, JOT-MB - 1750 PSP

is supplied along with the following :- 1. Bit Breaker Adapter Plate. 2. Lifting Slings.



JOT-MB - 2750 PSP
Figure No. 4



JOT-MB - 2050 PSP
Figure No. 5

SPLIT BODY PIN DRIVE MASTER BUSHING PARTS LIST :

(Interchangeable with Varco MSP & MDSP)

S.No.	DESCRIPTION	Req. Qty. Per Set	Part No. For JOT-MB 2750 PSP	Part No. For JOT-MB 2050 PSP	PART No. FOR JOT-MB 1750 PSP
1.	Master Bushing Bare Body	Two	25751-PSP	25051-PSP	15751-PSP
2.	Drive Hole Bushing	Four	25753-PSP	25053-PSP	—
3.	Lifting Sling	One	25754-PSP	25054-PSP	15754-PSP
4.	Bit Breaker Adapter Plate	One	25755-PSP	25055-PSP	15755-PSP

SPLIT BODY SQUARE DRIVE MASTER BUSHING SUITABLE FOR 27-½" ROTARY TABLE

HAVING ITSELF TAPER OF BOWL NO. 3 ALONG WITH LIFTING SLING

JOT - MB MODELS : JOT-MB - 2750 SSP, JOT-MB - 1750 SSP

is supplied along with the following :- 1. Bit Breaker Adapter Plate. 2. Lifting Slings.

S. No.	DESCRIPTION	Req. Qty. Per Set	PART No. FOR JOT-MB 2750 SSP	PART No. FOR JOT-MB 1750 SSP
1.	Master Bushing Bare Body	Two	25751-SSP	15751-SSP
2.	Lifting Sling	One	25754-SSP	15754-SSP



JOT-MB - 2750 SSP
Figure No. 6


Note : Other sizes of Master Bushing to Suit Rotary Table can be made against order.

CASING BUSHING

JOT Model- JOT-CU, JOT-CUL & JOT-SCB

JOT manufactures different sizes of Casing Bushing in Models Solid & Split type for inserting tubular directly into Rotary Tables for a range of 17½" to 37½" and accommodates casing size from 2-3/8" to 30" in a diameter with the help of required size of Insert Bowls. Insert Bowls available in different sizes to lower the required sizes of Casing Pipe.

It is easily fitted into the Rotary Table at the time of lowering the Casing Pipes in well hole & it helps to make casing in centre of the hole during Drilling Operations.



JOT-SCB
Figure No. 7

CASING BUSHING TABLE

Rotary Table Size	Make	Casing Size Size in Inches	Casing Bushing (P/N)	Insert Bowl (P/N)
17½" - 20½"	All	11.3/4 or 13.3/8	JOT-CU 25500	
		9.5/8 or 10.3/4		Bowl No. 2 - 25501
		8.5/8 and Smaller		Bowl No. 3 - 25502
26" & 27½"	All	18.3/8 & 20	JOT-CUL 25530	
		16		Bowl No. 16 - 25531
		11.3/4 & 13.3/8		Bowl No. 1 - 25532
		9.5/8 & 10.3/4		Bowl No. 2 - 25533
		8.5/8 & Smaller		Bowl No. 3 - 25535
27½"	All - 27½" API	18.5/8 & 20	JOT-SCB 25540	
		16		Bowl No. 16 - 25541
		11.3/4 & 13.3/8		Bowl No. 1 - 25542
		9.5/8 & 10.3/4		Bowl No. 2 - 25543
		8.5/8 & Smaller		Bowl No. 3 - 25545
37½" - 49½"	NATIONAL	30	JOT-SCB 25550	
		26	JOT-SCB 25551	
		24	JOT-SCB 25552	
		18.5/8 & 20	JOT-SCB 25553	
		16		Bowl No. 16 - 25554
		11.3/4 & 13.3/8		Bowl No. 1 - 25555
		9.5/8 & 10.3/4		Bowl No. 2 - 25556
		8.5/8 & Smaller		Bowl No. 3 - 25558

ROLLER KELLY BUSHINGS HEAVY DUTY PIN DRIVE & SQUARE DRIVE

KELLY BUSHING PIN DRIVE

JOT-KB MODEL : 27 PDHD & 20 PDHD :

JOT manufacture Pin Drive Kelly Bushing for onshore & offshore Drilling Operations, available in two sizes JOT-KB Model 27 PDHD, 20 PDHD, suitable for a range of 20½" to 49½" Rotary Table having 23" and 25-3/4" Dia Pin Centre, works as connecting equipment between Rotary Table & Kelly. This unit is used for Heavy Duty Drilling Operation & high torque conditions at the time of Drilling Operations & handle Kelly sizes from 3" to 6" Square or Hexagonal. Suitable up to torque load: 32362 N-m at 300 RPM

This unit will consist of the following:

- Kelly Bushings with Roller Assembly
- Wrench
- Wiper assembly
- Wear gauge




Figure No. 8

KELLY BUSHING SQUARE DRIVE

JOT-KB MODEL SDHD :

JOT manufactures Square Drive Kelly Bushing for onshore & offshore Drilling Operations available in two sizes JOT-KB Model 27 SDHD, 20 SDHD, suitable for a range of 20½" to 49½" Rotary Table, works as connecting equipment between Rotary Table & Kelly. This unit is used for Heavy Duty Drilling Operation & high torque conditions at the time of Drilling Operations & handle Kelly sizes from 3" to 6" Square or Hexagonal. Suitable up to torque load: 32362 N-m at 300 RPM.

This unit will consist of the following:

- Kelly Bushings with Roller Assembly
- Wrench
- Wiper assembly
- Wear gauge




Figure No. 9

Note : Roller Assembly is common for 27 PDHD, 20 PDHD and SDHD.

(All the parts are interchangeable with Varco 27HDP, 20HDP or HDS Model for Kelly Bushing)

OPTIONAL PIN LOCK ASSEMBLY:

The Optional Drive Pin Lock Assembly locks the Kelly Bushing in the Master Bushing for use in offshore drilling while using motion compensators. Lock assemblies are available for the 27 PDHD series bushing. To order with an assembly, add "L" to the part Number of the unit.

FOR LOCK TYPE KELLY BUSHING

	27 PDHP JOT-I PART No.	Identical Varco Part No.
Lock Assembly	25721	3695
Drive Pin	25721-A	3697
Locking Pin	25721-B	3698
Eccentric Pin	25721-C	3696
Drive Pin Washer	25721-D	1506

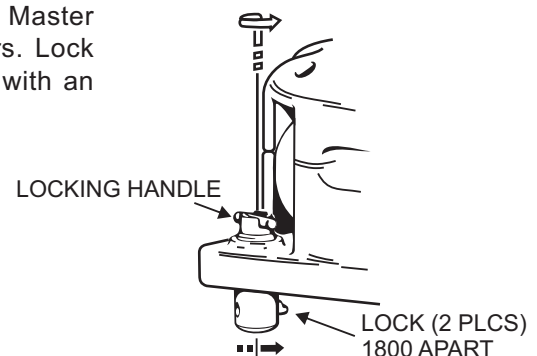


Figure No. 10

KELLY BUSHING 27, 20 PDHD & 27 SDHD COMPLETE SET LIST :

Kelly Size/type	HEAVY DUTY ROLLER KELLY BUSHINGS				Roller Assembly Complete* Part No.	
	27 PDHD COMPLETE KELLY BUSHING		20 PDHD COMPLETE KELLY BUSHING	SDHD COMPLETE KELLY BUSHING	JOT PART No.	Identical VARCO PART No.
	JOT- PART No.	Identical VARCO PART No.				
3" Hex	25701-P	3650-30	25001-P	25701-S	25101	3667
3½" Hex	25702-P	3650-35	25002-P	25702-S	25102	3668
4¼" Hex	25703-P	3650-42	25003-P	25703-S	25103	3669
5¼" Hex	25704-P	3650-52	25004-P	25704-S	25104	3672
6" Hex	25705-P	3650-60	25005-P	25705-S	25105	3673
2½" Sq.	25722-P	-	-	-	-	-
3" Sq.	25706-P	3651-30	25006-P	25706-S	25106	3660
3½" Sq.	25721-P	3651-35	25011-P	25711-S	25110	3661
4¼" Sq.	25707-P	3651-42	25007-P	25707-S	25107	3662
5¼" Sq.	25708-P	3651-52	25008-P	25708-S	25108	3665
6" Sq.	25709-P	3651-60	25009-P	25709-S	25109	3666


*Roller Assembly consists of Flat/V-roller (One), Roller Pin (One) Bearing (One), Thrust Washer (Two)

KELLY BUSHING SPARE PARTS LIST :

Item No.	DESCRIPTION	27 PDHD		20 PDHD	SDHD
		JOT- PART No.	Identical VARCO PART No.		
1.	Kelly Bushing Body assembly less roller assembly	25710-P	3653	25010-P	25710-S
2.	Hold down bolt	25711	13501	25711	25711
3.	Hold down bolt lock screw	25711-A	50110-8-S		
4.	Nut for hold down bolt	25712	1208	25712	25712
5.	Lock washer for nut	25713	51110-C	25713	25713
6.	Drive pin with washer	25714	1605	25714-S	--
7.	Wrench	25715	1210	25715	25715
8.	Wiper assembly	25716	--	25716	25716
9.	Wiper Retainer Plate	25716-B	1321		
10.	Wiper Retainer Plate Screw	25716-C	50008-10-S		
11.	Roller Pin	25717	3609	25717	25717
12.	Roller Bearing	25718	1312	25718	25718
13.	Sleeve Bush	25719	1326	25719	25719
14.	Thrust Washer	25720	3618	25720	25720

INDIVIDUAL ROLLERS FOR HEX KELLY

Kelly size	Flat Roller		V Roller	
	JOT- Part No.	Identical Varco No.	JOT- Part No.	Identical Varco No.
2½"	25111	--	25119	--
3"	25112	1338	25120	1339
3½"	25113	1340	25121	1341
4¼"	25114	1342	25122	1343
4½"	25115	1385	25123	1386
5"	25116	1387	25124	1388
5¼"	25117	1344	25125	1345
6"	25118	1346	25126	1347



Flat & V Roller
Figure No. 11

SQUARE KELLY

Kelly size	Flat Roller	
	JOT- Part No.	Identical Varco No.
2½"	25111-S	--
3"	25112-S	1331
3½"	25113-S	1332
4¼"	25114-S	1333
4½"	25115-S	--
5"	25116-S	--
5¼"	25117-S	1334
6"	25118-S	1335

KELLY BUSHING 17 PDMD & 17 SDMD COMPLETE SET LIST :

KELLY SIZE / TYPE	17 PDMD COMPLETE KELLY BUSHING	17 SDMD COMPLETE KELLY BUSH	17 JOT- 4KRVS COMPLETE KELLY BUSH	ROLLER ASSEMBLY	INDIVIDUAL ROLLER FOR HEX	
					V ROLLER	FLAT ROLLER
2½" SQ	15701-P	15701-S	15701-KR	15721	15729	15737
3" SQ	15702-P	15702-S	15702-KR	15722	15730	15738
3½" SQ	15703-P	15703-S	15703-KR	15723	15731	15739
4¼" SQ	15704-P	15704-S	15704-KR	15724	15732	15740
5¼" SQ	15705-P	15705-S	15705-KR	15725	15733	15741
3" HEX	15706-P	15706-S	15706-KR	15726	15734	15742
3½" HEX	15707-P	15707-S	15707-KR	15727	15735	15743
4¼" HEX	15708-P	15708-S	15708-KR	15728	15736	15744

KELLY BUSHING SPARE PARTS LIST :

ITEM NO.	DESCRIPTION	17 JOT PDMD	17 JOT SDMD	17 JOT 4KRVS
1	Kelly Bushing Body assembly less Roller Assembly	15710-P	15710-S	15710-KR
2	Hold Down Bolt	15711	15711	15711
3	Hold Down Bolt lock screw	15711-A	15711-A	15711-A
4	Nut for hold down bolt	15712	15712	15712
5	Lock washer for nut	15713	15713	15713
6	Drive pin with washer	15714	15714	15714
7	Wrench	15715	15715	15715
8	Wiper assembly	15716	15716	15716
9	Wiper Retainer plate	15716-B	15716-B	15716-B
10	Wiper Retainer plate screw	15716-C	15716-C	15716-C
11	Roller Pin	15717	15717	15717
12	Roller Bearing	15718	15718	15718
13	Sleeve Bush	15719	15719	15719
14	Thrust washer	15720	15720	15720




WIPERS

WIPER RETAINER PLATE

Figure No.12

Kelly Wiper Assembly Part list For 27 & 20 Kelly Bushing

KELLY SIZE	FOR SQUARE		FOR HEX	
	JOT- Part No.	Identical Varco No.	JOT- Part No.	Identical Varco No.
2½"	25151	—	25159	—
3"	25152	12100	25160	12107
3½"	25153	12101	25161	12108
4¼"	25154	12102	25162	12109
4½"	25155	—	25163	—
5"	25156	—	25164	12110
5¼"	25157	12103	25165	12111
6"	25158	12104	25166	12112

**Kelly Wiper Assembly
Part list For 17MD Kelly Bush.**

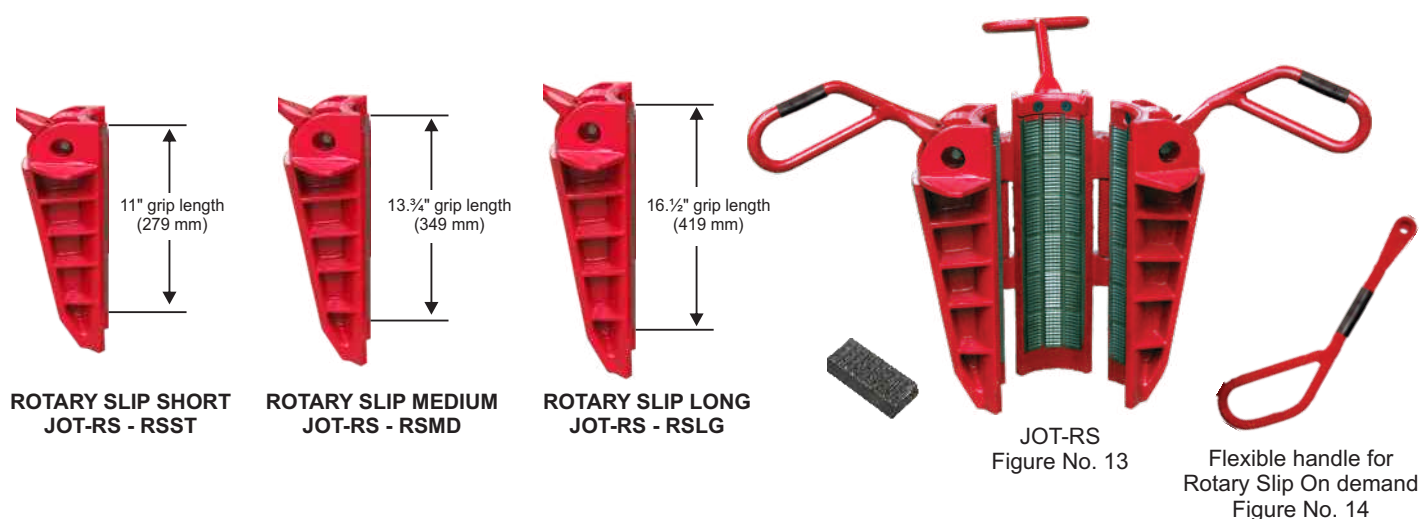
KELLY SIZE	FOR HEX KELLY	FOR SQUARE KELLY
2½"	—	15745-S
3"	15746-H	15746-S
3½"	15747-H	15747-S
4¼"	15748-H	15748-S
5¼"	--	15749-S

ROTARY SLIPS/DRILL PIPE SLIPS

JOT Model RSST, RSMD & RSLG

JOT manufactures Rotary Slips/ Drill Pipe slips to handle tubular size 2-3/8" to 7" to be used in API Insert Bowl No 3 having an API taper of 4 inch per feet on the diameter. Having various gripping length i.e. Short, Medium & Long, having elastomer gripes on handles. Suitable to 100 Tons to 250 Tons Load capacity.

JOT manufactures Rotary Slips in wedged shape and designed in three body segments that are hinged together, forming a near circle around the Drill Pipe, to provide maximum handling capacity, high strength with minimum weight to ease the handling. The JOT design provides for full distribution of load throughout the length of the slips which helps in preventing damage of Drill Pipes. The Inserts are changed at Rig sites in a very short time by simply removing the locking arrangement and retainers. Rotary Slips are also available with flexible handles (on demand).



JOT-RS - RSST SHORT ROTARY SLIPS COMPLETE SET LIST :

Slip Body Sizes (Inches)	3-1/2			4-1/2		
API Pipe Sizes (OD Inches)	2.3/8	2.7/8	3.1/2	3.1/2	4	4.1/2
Slip Complete with insert Part No.	10101	10102	10103	10104	10105	10106
Slip Complete with Insert (Weight)	61 kg.	59 kg.	56 kg.	73 kg.	70 kg.	66 kg.
Insert Part No.	10160-24	10161-24	10162-24	10163-36	10164-36	10165-36

Slip Body Size (Inches)	3-1/2		4-1/2	
Spare Part List	Qty.	Part No.	Qty.	Part No.
Slip Segment - Right	1	10107	1	10118
Slip Segment - Centre	1	10108	1	10119
Slip Segment - Left	1	10109	1	10120
Handle - Right	1	10110	1	10110
Handle - Centre	1	10111	1	10111
Handle - Left	1	10112	1	10112
Handle Pin with Washer & Cotter Pin	3	10113	3	10113
Hinge Pin with Cotter Pin	2	10114	2	10114
Retaining Ring	3	10115	3	10115
Insert Retaining Screw with Washer	9	10116	9	10116
Kit - (Hex Nuts, Bolts & Wrench)	1	10117	1	10117

JOT-RS - RSMD MEDIUM ROTARY SLIPS COMPLETE SET LIST :

Slip Body Sizes (Inches)	3-1/2			4-1/2		
API Pipe Sizes (OD Inches)	2.3/8	2.7/8	3.1/2	3.1/2	4	4.1/2
Slip Complete with insert : Part No.	10121	10122	10123	10124	10125	10126
Slip Complete with Insert (Weight)	88 kg.	85 kg.	82 kg.	94 kg.	91 kg.	86 kg.
Insert Part No.	10160-30	10161-30	10162-30	10163-45	10164-45	10165-45
Slip Body Sizes (Inches)	5			5-1/2		
API Pipe Sizes (OD Inches)	4	4.1/2	5	4.1/2	5	5.1/2
Slip Complete W/insert : Part No.	10127	10128	10129	10130	10131	10132
Slip Complete with Insert (Weight)	92.5 kg.	89 kg.	84 kg.	91 kg.	84 kg.	82.5 kg.
Insert Part No.	10168-45	10166-45	10167-45	10168-45	10169-45	10170-45

Slip Body Size (Inches)	3-1/2		4-1/2		5		5-1/2	
Spare Part List	Qty.	Part No.	Qty.	Part No.	Qty.	Part No.	Qty.	Part No.
Slip Segment - Right	1	10133	1	10137	1	10141	1	10145
Slip Segment - Centre	1	10134	1	10138	1	10142	1	10146
Slip Segment - Left	1	10135	1	10139	1	10143	1	10147
Handle - Right	1	10110	1	10110	1	10110	1	10110
Handle - Centre	1	10111	1	10111	1	10111	1	10111
Handle - Left	1	10112	1	10112	1	10112	1	10112
Handle Pin with Washer & Cotter Pin	3	10113	3	10113	3	10113	3	10113
Hinge Pin with Cotter Pin	2	10136	2	10136	2	10136	2	10136
Retaining Ring	3	10140	3	10140	3	10144	3	10148
Insert Retaining Screw W/Washer	9	10116	9	10116	9	10116	9	10116
Kit - (Hex Nuts, Bolts & Wrench)	1	10117	1	10117	1	10117	1	10117

JOT-RS - RSLG EXTRA LONG ROTARY SLIPS COMPLETE SET LIST :

Slip Body Sizes (Inches)	4-1/2			5		
API Pipe Sizes (OD Inches)	3.1/2	4	4.1/2	4	4.1/2	5
Slip Complete with insert : Part No.	10152	10153	10154	10155	10156	10157
Slip Complete with insert (Weight)	104 kg.	99 kg.	93 kg.	108 kg.	103 kg.	97 kg.
Insert Part No.	10163-54	10164-54	10165-54	10168-54	10166-54	10167-54
Slip Body Sizes (Inches)	5-1/2			7		
API Pipe Sizes (OD Inches)	4.1/2	5	5.1/2	5.7/8	6.5/8	7
Slip Complete with insert : Part No.	10158	10159	10180	10198	10199	10200
Slip Complete with insert (Weight)	106 kg.	102 kg.	95 kg.	119 kg.	109 kg.	106 kg.
Insert Part No.	10168-54	10169-54	10170-54	10171-72	10172-72	10173-72

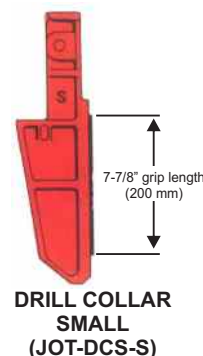
Slip Body Size (Inches)	3-1/2		4-1/2		5		5-1/2	
Spare Part List	Qty.	Part No.	Qty.	Part No.	Qty.	Part No.	Qty.	Part No.
Slip Segment - Right	1	10181	1	10185	1	10188	1	10191
Slip Segment - Centre	1	10182	1	10186	1	10189	1	10192
Slip Segment - Left	1	10183	1	10187	1	10190	1	10193
Handle - Right	1	10110	1	10110	1	10110	1	10110
Handle - Centre	1	10111	1	10111	1	10111	1	10111
Handle - Left	1	10112	1	10112	1	10112	1	10112
Handle Pin with Washer & Cotter Pin	3	10113	3	10113	3	10113	3	10114
Hinge Pin with Cotter Pin	2	10184	2	10184	2	10184	2	10184
Retaining Ring	3	10140	3	10140	3	10144	3	10148
Insert Retaining Screw with Washer	9	10116	9	10116	9	10116	9	10116
Kit - (Hex Nuts, Bolts & Wrench)	1	10117	1	10117	1	10117	1	10117

DRILL COLLAR SLIPS

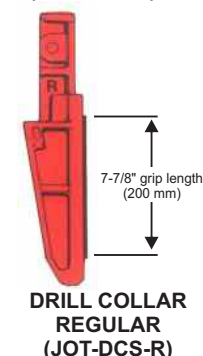
JOT-DCS-S, JOT-DCS-R & JOT-DCS-L

JOT manufactures Drill Collar Slips in three sizes Short, Regular & Long covering all popular Drill Collar sizes in use i.e. from 3" to 14" O.D. Drill Collar Slips, Provided with elastomer grips on handles. JOT Drill Collar Slips are having multi segment design to give a full wrap around the diameter of Drill Collars having an API Taper of 4 inch per feet on the diameter fitted with Circular Buttons and up right handles, have extra back support to ensure sufficient strength & support to the inserts of various sizes. It is general practice to use Safety Clamps while handling Drill Collars so the top surface of these slips are designed flat to ensure smooth fitting of the safety clamp.

DESCRIPTION	Slip Type, Size and Range (OD, inches)				
	JOT-DCS-S		JOT-DCS-R		JOT-DCS-L
Drill Collar Slips	3 - 4	4 - 4.7/8	4.1/2 - 6	5.1/2 - 7	6.3/4 - 8.1/4
P/N : Slip Complete with Circular Buttons	10201	10202	10203	10204	10205
Weight : Complete Set	51 kg.	47 kg.	54 kg.	51 kg.	70 kg.
Total number of Segments	7	7	9	9	11
Total number of Intermediate Segments	5	5	7	7	9
Total number of Hings Pins	6	6	8	8	10
Use in Insert Bowl :	Bowl No. 3				

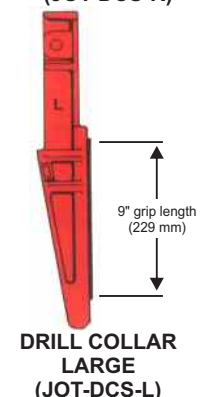


DESCRIPTION	Slip Type, Size and Range (OD, inches)				
	JOT-DCS-L				
Drill Collar Slips	8 - 9.1/2	8.1/2 - 10	9.1/4 - 11.1/4*	11 - 12.3/4*	12 - 14*
P/N : Slip Complete with Circular Buttons	10206	10207	10208	10209	10210
Weight : Complete Set	78 kg.	84 kg.	90 kg.	96 kg.	94 kg.
Total number of Segments	12	13	14	17	17
Total number of Intermediate Segments	10	11	12	15	15
Total number of Hings Pins	11	12	13	16	16
Use in Insert Bowl :	Bowl No. 3	Bowl No. 2	Bowl No. 1		



Notes : *This size is furnished with 4 handles.

DESCRIPTION Spare Parts List	JOT-DCS-S Part No.	JOT-DCS-R Part No.	JOT-DCS-L Part No.
Segment - Right End	10212	10237	10241
Segment-Left End	10213	10238	10242
Segment-Intermediate	10214	10239	10243
Hinge Pin with Cotter Pin	10215	10240	10244
Handle Pin with Washer & Cotter Pin	10216	10216	10216
Handle for Right & Left End Segment	10217	10217	10217
Handle for Intermediate Segments	10218	10218	10218
Retaining Cotter Pin	10235	10235	10235
Retaining Screw with Lock Washer	10236	10236	10236



CIRCULAR BUTTON LIST WITH PART No.

Slips	Slip Size Drill Collar Range (inches)	Part No.	Qty. Per Set
DCS-S	3 - 4	10228-49	49
	4 - 4 7/8	10220-49	49
DCS-R	4.1/2 - 6	10228-63	63
	5.1/2 - 7	10220-63	63
DCS-L	6.3/4 - 8.1/4	10230-88	88
	8 - 9.1/2	10230-96	96
	8.1/2 - 10	10227-104	104
	9.1/4 - 11.1/4	10230-112	112
	11 - 12.3/4	10225-136	136
	12 - 14	10230-136	136



CASING SLIPS

JOT Casing Slips are made out of best quality of alloy steel having an API taper of 4 inch per feet on the diameter, fitted with circular buttons and with 3 to 4 Nos of up right handles. Multi Segment design of slips ensure self centering of casings in the rotary table. Slips insert are so designed that these hold the casing pipe firmly with-out causing any damage. The advantage of multi segment design lies in the fact that by simply increasing or decreasing the number of slip segments, casing sizes from 5 inch to 30 inch OD can be handled with ease while dressing the slip with appropriate size of insert.

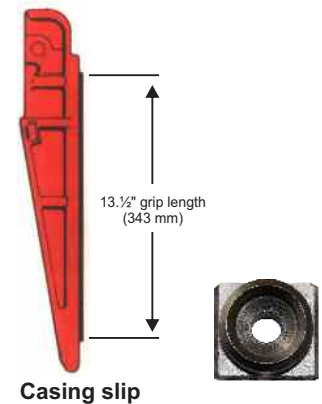
DESCRIPTION	Casing Size (OD, inches)							
Casing Slip	5	5½	6-5/8	7	7-5/8	8-5/8	9-5/8*	10-3/4*
P/N, Slip Complete with Circular Buttons	10300	10300A	10301	10302	10303	10304	10305	10306
Weight Complete with Insert (Approx)	89 kg.	88 kg.	89 kg.	84 kg.	76 kg.	83 kg.	88 kg.	95 kg.
Total number of Segments	11	11	12	12	12	13	14	15
Total number of Intermediate Segments	9	9	10	10	10	11	12	13
Total number of Hings Pins	10	10	11	11	11	12	13	14

DESCRIPTION	Casing Size (OD, inches)							
Casing Slip	11-3/4*	13-3/8*	16*	18-5/8*	20*	24*	26*	30*
P/N, Slip Complete with Circular Buttons	10307	10308	10309	10310	10311	10312	10313	10314
Weight Complete with Insert (Approx)	118 kg.	112 kg.	140 kg.	167 kg.	175 kg.	202 kg.	222 kg.	249 kg.
Total number of Segments	17	18	21	25	26	30	33	37
Total number of Intermediate Segments	15	16	19	23	24	28	21	35
Total number of Hings Pins	16	17	20	24	25	29	32	36

Note : *These Sizes are furnished with four handle.

Casing Slip Spare Parts List :


DESCRIPTION	CMS-XL Part No.
Segment - Right End	10316
Segment-Left End	10317
Segment-Intermediate	10318
Hinge Pin with Cotter Pin	10319
Handle Pin with Washer & Cotter Pin	10320
Handle for Right & Left End Segment	10321
Handle for Intermediate Segments	10322
Retaining Screw with Lock Washer	10323



Casing slip

Circular Buttons for CMS-SL & CP-S Slips

Slips		Circular Buttons	
Type	Casing Sizes (Inches)	Part No.	Qty. Per Set
CMS-XL (EXTRA LONG)	5	10221-132	132
	5½	10222-132	132
	6.5/8	10228-144	144
	7	10219-144	144
	7.5/8	10230-144	144
	8.5/8	10230-156	156
	9.5/8	10230-168	168
	10.3/4	10230-180	180
	11.3/4	10227-204	204
	13.3/8	10230-216	216
	16	10231-252	252
	18.5/8	10226-300	300
	20	10231-312	312
	24	10231-360	360
	26	10231-396	396
	30	10231-444	444



CP-S CONDUCTOR PIPE SLIP

DESCRIPTION	Pipe Size (OD, inches)		
Slip Complete with Circular Button	24	26	30
Part No.	10341	10342	10343
Weight	125 kg.	134 kg.	145 kg.

SAFETY CLAMPS

JOT manufactures multipurpose Safety Clamps to hold tubular size from a range of 2-7/8" to 36". These are made from high grade quality of alloy steel duly hardened and tempered, consists of individual links flexibly hinged together. Each link is fitted with tapered dies & tailored to require size for gripping of object by adding or removing the links. The multi link design provides uniform pressure around the pipe. It acts as an additional preventing tool helps to prevent dropping of flush joint pipe, streamline Drill Collar etc. in the drill hole while making up or breaking out the string.




Figure No. 17

SAFETY CLAMPS COMPLETE SET LIST :

DESCRIPTION	JOTSC-S		JOTSC-R				
	2.7/8" - 4.1/8"	4" - 5"	4 1/2" - 5.5/8"	5 1/2" - 7"	6 3/4" - 8 1/4"	8" - 9 1/4"	9 1/4" - 10 1/2"
P/N : SC Complete Set	12501	12502	12503	12504	12505	12506	12507
Weight in Kg.	37.5	41	37	40	44	47.5	51
Total Links	7	8	7	8	9	10	11
Nos. of Gripping Dies	8	9	8	9	10	11	12

DESCRIPTION	JOTSC-R				
	10 1/2" - 11 1/2"	11 1/2" - 12 1/2"	12 1/2" - 13.5/8"	13.5/8" - 14.3/4"	14.3/4" - 15.7/8"
P/N : SC Complete Set	12508	12509	12510	12511	12512
Weight in Kg.	55	58.5	62	66	69.9
Total Links	12	13	14	15	16
Nos. of Gripping Dies	13	14	15	16	17

DESCRIPTION	JOTSC-L			JOTSC-XL		
	15.7/8" - 17"	17" - 18 1/2"	18.1/8" - 19.3/8"	19.3/8" - 20.3/8"	20.3/8" - 21 1/2"	21" - 22.5/8"
P/N : SC Complete Set	12513	12514	12515	12516	12517	12518
Weight in Kg.	78.5	82	86	89	92.5	96
Total Links	17	18	19	19	20	21
Nos. of Gripping Dies	18	19	20	20	21	22

DESCRIPTION	JOTSC-XL						
	22.5/8" - 23.3/4"	23.3/4" - 24.7/8"	24.7/8" - 26"	26" - 27.1/8"	29.3/8" - 30 1/2"	32"	36"
P/N : SC Complete Set	12519	12520	12521	12522	12523	12524	12525
Weight in Kg.	100	103.5	107	110.5	152.5	181	185
Total Links	22	23	24	25	28	31	35
Nos. of Gripping Dies	23	24	25	26	29	32	36

SAFETY CLAMPS HYDRAULIC

JOT manufacture Safety Clamps are also available in Hydraulic model, which is installed easier and faster without using a nut or wrench. The Hydraulic Safety Clamp operates by a foot or hand actuated Air Hydraulic pump that is assembled with Safety Clamp. The Hydraulic safety clamps are not designed to hold or hoist the string weight – use in conjunction with slips, the end user determines the clamping torque necessary to prevent marking/damaging tubular.

Multipurpose Safety Clamps		
Size Range	Links	JOT Part No.
2.7/8" – 4.1/8"	7	SCH-12501
4" - 5"	8	SCH-12502
4.1/2" - 5.5/8"	7	SCH-12503
5.1/2" - 7"	8	SCH-12504
6.3/4" - 8.1/4"	9	SCH-12505
8" - 9.1/2"	10	SCH-12506
9.1/4" - 10.1/2"	11	SCH-12507
10.1/2" - 11.1/2"	12	SCH-12508
11.1/2" - 12.1/2"	13	SCH-12509
12.1/2" - 13.5/8"	14	SCH-12510
13.5/8" - 14.3/4"	15	SCH-12511
14.3/4" - 15.7/8"	16	SCH-12512
15.7/8" - 17"	17	SCH-12513
17" - 18.1/2"	18	SCH-12514
18.1/8" - 19.3/8"	19	SCH-12515
19.3/8" - 20.3/8"	19	SCH-12516
20.3/8" - 21.1/2"	20	SCH-12517
21" - 22.5/8"	21	SCH-12518
22.5/8" - 23.3/4"	22	SCH-12519
23.3/4" - 24.7/8"	23	SCH-12520
24.7/8" - 26"	24	SCH-12521
26" - 27.1/8"	25	SCH-12522
29.3/8" - 30.1/2"	28	SCH-12523
32"	31	SCH-12524
36"	35	SCH-12525

Rating	Minimum	Maximum
Input Pressure	110 psi	125 psi
Hose	10,000 psi	x
Hydraulic Ram	x	5 tons
Treadle / Foot Pump	x	10,000 psi




Figure No. 18

STABBING GUIDE

Stabbing Guides: Model JOT-SG: The Stabbing Guide is for Tubing & Casing, having spring loaded to closed position by a torsion spring and provided with a pair of hand grip levers to facilitate opening, placement, and removal. Made from Polyurethane & Stainless Steel,

Stabbing Guide is used to prevent damages, during pipe connectors when the male and female connectors for tubing and casing are stabbed during oil or nature gas well drilling and well repairing operations. This stabbing guide is simple in structure safe and reliable, and easy for operation. Available Sizes as under

JOT-SG Model	Applicable diameter of tubulars(in)	JOT -SG Model	Applicable diameter of tubulars(in)
JOT-SG 2- ³ / ₈ T	2-3/8 Tubing	JOT-SG 7-5/8C	7-5/8 Casing
JOT-SG 2- ⁷ / ₈ T	2-7/8 Tubing	JOT-SG 8-5/8C	8-5/8 Casing
JOT-SG 3- ¹ / ₂ T	3-1/2 Tubing	JOT-SG 9-5/8C	9-5/8 Casing
JOT-SG 4 T	4 Tubing	JOT-SG 10-3/4C	10-3/4 Casing
JOT-SG 4- ¹ / ₂ T	4-1/2 Tubing	JOT-SG 11-3/4C	11-3/4 Casing
JOT-SG 4- ¹ / ₂ C	4-1/2 Casing	JOT-SG 13-3/8C	13-3/8 Casing
JOT-SG 5 C	5 Casing	JOT-SG 13-5/8C	13-5/8 Casing
JOT-SG 5- ¹ / ₂ C	5-1/2 Casing	JOT-SG 14C	14 Casing
JOT-SG 6C	6 Casing	JOT-SG 16C	16 Casing
JOT-SG 6- ⁵ / ₈ C	6-5/8 Casing	JOT-SG 18-5/8C	18-5/8 Casing
JOT-SG 7C	7 Casing	JOT-SG 20C	20 Casing



Figure No. 19

POWER SLIP LIFTER (PNEUMATIC OR HYDRAULIC)

Lifter for Rotary Slip, Drill Collar Slip & Casing Slip

JOT manufactures Power Slip Lifter in different models, installed with Master Bushing or Casing Bushing that works as a lifter to hold drill pipe slips, drill collar slips or casing slips. Lifter pushes the slip up & down in the Rotary Table to hold and release slips from tubular. It is controlled with the help of a foot valve.

The Power Slip Lifter is designed to set more quickly & provide self-centering in Bushings that also avoids mishandlings of tools thus itself increase life of equipments.

Slip Lifter is featured with a Lock Assembly to get locked in Master Bushing or Casing Bushing on Rotary Table at the time of operation for the safety of drillers. It reduces man power to handle slips manually that helps in avoiding accidents on rig floor. Power Slip has greatly improved operational efficiency in drilling operations and also increased Safety.

Power Slip Lifter consists of:		Part No.
1	Frame	PSL 2751
2	Pneumatic or Hydraulic Cylinder (As per requirement).	PSL 2752
3	Base plate	PSL 2753
4	Pin Lock Assembly	PSL 2754
5	Foot pedal controller	PSL 2755




Figure No. 20

Power Lifter for Rotary Slip : It accommodates Rotary Slips in the range of 2-3/8" to 8-5/8".

Power Slip Model Part No.	Rotary Table Size	Master Bushing Type	Pipe Size handling capacity
PSL-1750 P	RT-17-1/2"	Pin Drive	2-3/8" to 8-5/8"
PSL-2050 P	RT- 20-1/2"	Pin Drive Solid Body	2-3/8" to 13-3/8"
PSL-2050 P	RT- 20-1/2"	Pin Drive Split Body	2-3/8" to 8-3/8"
PSL-2750 P	RT- 27-1/2"	Pin Drive Solid Body	2-3/8" to 13-3/8"
PSL-2750 S	RT- 27-1/2"	Square Drive Body	2-3/8" to 13-3/8"
PSL-2750 P	RT- 37-1/2"	Pin Drive Hinged Type	2-3/8" to 13-3/8"

Power Lifter for Drill Collar Slip: It accommodates Drill Collar Slip in the range of 3" to 14".

Power Slip Model Part No.	Rotary Table Size	Master Bushing Type	Pipe Size handling capacity
PSL-1750 P	RT-17-1/2"	Pin Drive	3" to 8-5/8"
PSL-2050 P	RT- 20-1/2"	Pin Drive Solid Body	3" to 14"
PSL-2050 P	RT- 20-1/2"	Pin Drive Split Body	3" to 8-5/8"
PSL-2750 P	RT- 27-1/2"	Pin Drive Solid Body	2-3/8" to 13-3/8"
PSL-2750 P	RT- 37-1/2"	Pin Drive Hinged Type	2-3/8" to 13-3/8"

Note: Models of Power Slip Lifter for Drill Collar Slip & Rotary Slip are same. But an additional ring is required for Drill Collar Slip lifting purpose.

Power Slip Lifter for Casing Slip: It accommodates Casing Slips in the range of 5" to 30".

Power Slip Model Part No.	Additional Power Slip Fixtures to be fixed on Casing Bushing	Rotary Table Size	Casing Bushing Type	Pipe Size Handling Capacity
PSL-2700	–	RT- 27-1/2"	CB 20" Split type	5" to 20"
PSL-3700	--	RT- 37-1/2"	CB 20" Split type	5" to 20"
	Base with Rings for 24"	RT- 37-1/2"	CB 24" Split type	24"
	Base with Rings for 26"	RT- 37-1/2"	CB 26" Split type	26"
	Base with Rings for 30"	RT- 37-1/2"	CB 30" Split type	30"

Technical Specifications & Features:	
1	Power Lifter may utilize Pneumatic or Hydraulic. (As per requirement)
2	Easy to operate through foot pedal controller.
3	Featured with a Pin Lock Assembly.
4	Reduces number of personnel on Rig Floor.
5	Easy to remove Hoses before rotation with Rotary Table.
6	Arm Capacity to lift maximum two times the weight of slips.
7	Additional wrap arm / Ring (in two halves) to assemble Casing Slips.
8	Weight: 270 kg/ 595 lb
9	Air Pressure: 7 bar (100 PSI), Air Flow rate: 1.8 G.P.M (6.8/m)

SPARE PART LIST OF AIR OPERATED POWER SLIP

S. No.	Part Name	JOT Part No.	Qty.
1.	Base Plate	2761	01
2.	JIB	2762	01
3.	Hinge Link	2763	01
4.	Retaining Link	2764	01
5.	Pin-1 (Base & JIB Mounting)	2765	01
6.	Pin-2 (Hinge link to Retaining Link Mounting)	2766	02
7.	Pin-3 (Hinge Link to Cylinder Eye Rod Mounting)	2767	01
8.	Pin-4 (JIB to Hinge link Mounting)	2768	01
9.	Pin (Slip Fastening Link Mounting)	2769	01
10.	Splint Pin (Slip Fastening Link Mounting Pin Locking)	2770	01
11.	Locking Plate (Retaining Link Pin Locking)	2771	05
12.	Screw	2772	14
13.	Washer	2773	14
14.	Screw (Cylinder Stroke Adjustment)	2774	01
15.	Nut	2775	01
16.	Slip Fastening Link (Short)	2776	01
17.	Pin (Slip Fastening Link to Rotary Slip Mounting)	2777	01
18.	Nut (Ref. S.No.17)	2778	01
19.	Quick Lock Pin Assembly	2779	04

Contd...

SPARE PART LIST OF AIR OPERATED POWER SLIP

S. No.	Part Name	JOT Part No.	Qty.
20.	Instruction Plate	2780	01
21.	Pneumatic Cylinder Assembly	2781	01
22.	Protection Plate Assembly	2782	06
23.	Pin (Protection Plate Mounting)	2783	04
24.	Bushing	2784	12
25.	Nut	2785	04
26.	Washer with Tap	2786	12
27.	Screw	2787	12
28.	Shackle	2788	06
29.	Spring	2789	02
30.	Control Valve Assembly	2790	01

POWER SLIP LIFTER AIR LINE SPARE PART LIST

S. No.	Part Name	JOT Part No.	Qty.
1.	Cylinder	2791	01
2.	Cylinder Base Hinge	2792	01
3.	Cylinder Rod Hinge	2793	01
4.	Reducing Nipple	2794	02
5.	Pressure Control Valve	2795	02
6.	Hose Pipe Assembly (26"Length)	2796	01
7.	Hose Pipe Assembly (18"Length)	2797	01
8.	Hose Joint Connector	2798	02
9.	Nut	2799	02
10.	Hose Pipe Assembly (Power Slip to Foot Paddle Valve)	2756	02
11.	Connector	2757	03
12.	Foot Padle Valve	2758	01

MODIFIED ROTARY SLIPS FOR POWER SLIP LIFTER:

Standard/ Regular Rotary Slips are not suitable for Power Slip Lifter. Rotary Slips need to be modified to expand its opening so that it can pass Tool Joints of Drill Pipes through it at the time of drilling operation.

JOT will provide modified Rotary Slips (If ordered along with PSL) or will provide drawings for modifications so that it can be done at your site.




Figure No. 21

PNEUMATIC POWER SLIPS

JOT manufactured Pneumatic Power Slip is a fully automatic, remote controlled, air operated system for the setting and releasing of drill pipe slips for 3-1/2" to 5-1/2" drill pipe. The PPS can accommodate 6-5/8" drill pipe, but only as a tripping tool.

The PPS eliminates the difficult and sometimes dangerous job of hand setting and lifting of Drill Pipe Slips. The Pneumatic Power Slips can be controlled by either a hand or foot operated remote control valve. The Power slips are set by gravity and released by applied air pressure. The Power Slips is designed to fit into 27-1/2" and 37-1/2" to 49-1/2" Rotary Tables equipped with Pin Drive Master Bushings. JOT manufactured Pneumatic Power Slips are non Rotating equipment.



Figure No. 22

SPECIFICATIONS, REQUIREMENTS & SIZES

SUBJECT	DESCRIPTION	PPS
Size and rating		Fully automatic, non-rotating, air operated
	Drill pipe sizes	3-1/2" to 6-5/8" O.D.
	Rotary table	27-1/2", 37-1/2" to 49-1/2" Equipped with pin drive Master Bushings
Air	Air supply	Regulated, 90 psi (482 KPa)
	Control system	Air pilot operated, hand or foot controlled
	Air hoses	Low pressure, 23' Approx. equipped with QD fittings
Guides	Guide ring	replaceable type
Slips	Slip inserts	replaceable type
	Slip for Power Slip	4-1/2" Slip Body for 3-1/2" to 4-1/2" drill pipe
	Slip for Power Slip	5-1/2" Slip Body for 4-1/2" to 5-1/2" drill pipe
	Slip for Power Slip	6-5/8" Slip Body for 6-5/8" drill pipe only
Dimension and weights	Weight	Approx 1,600 lb (727.3 kg)
	Width	32" (813 mm)
Overall height:	Slip set, in (mm)	39.9" (1013 mm)
	Slips Released, in (mm)	48.4" (1229 mm)
Height above rig floor:	Slips set:	17.5"(445 mm)
	Slips released:	26.0" (660 mm)

BIT BREAKERS FOR TCR BITS:

S.No.	BIT SIZE	JOT- PART NO.
1.	4.1/8"	BB-1501
2.	4.3/4"	BB-1501-A
3.	5.5/8"	BB-1502
4.	5.7/8"	BB-1502-A
5.	6"	BB-1503
6.	6¼"	BB-1503-A
7.	6½"	BB-1504
8.	6¾"	BB-1504-A
9.	7.3/8"	BB-1505
10.	7½"	BB-1505-A
11.	8.½"	BB-1506
12.	8.5/8"	BB-1506-A
13.	8¾"	BB-1507
14.	9"	BB-1507-A



JOT BIT - BREAKER
Figure No. 23



BIT GAUGES FOR TCR BITS

S.No.	BIT SIZE	JOT- PART NO.
1.	4.1/8"	BG-1501
2.	4.3/4"	BG-1501-A
3.	5.5/8"	BG-1502
4.	5.7/8"	BG-1502-A
5.	6"	BG-1503
6.	6¼"	BG-1503-A
7.	6½"	BG-1504
8.	6¾"	BG-1504-A
9.	7.3/8"	BG-1505
10.	7½"	BG-1505-A
11.	8.3/8"	BG-1506
12.	8.5/8"	BG-1506-A
13.	8¾"	BG-1507
14.	9"	BG-1507-A



JOT BIT - BREAKER
Figure No. 24



BIT GAUGES
Figure No. 25



S.No.	BIT SIZE	JOT- PART NO.
15.	9½"	BB-1508
16.	9.5/8"	BB-1509
17.	9.7/8"	BB-1509-A
18.	10.5/8"	BB-1510
19.	11"	BB-1510-A
20.	11¾"	BB-1511
21.	12¼"	BB-1511-A
22.	13¾"	BB-1512
23.	14¾"	BB-1513
24.	15"	BB-1513-A
25.	16"	BB-1514
26.	17½"	BB-1515
27.	18½"	BB-1516
28.	20"	BB-1517
29.	22"	BB-1518
30.	23"	BB-1519
31.	24"	BB-1520
32.	26"	BB-1521
33.	28"	BB-1522
34.	34"	BB-1524
35.	36"	BB-1523

S.No.	BIT SIZE	JOT- PART NO.
15.	9½"	BG-1508
16.	9.5/8"	BG-1509
17.	9.7/8"	BG-1509-A
18.	10.5/8"	BG-1510
19.	11"	BG-1510-A
20.	11¾"	BG-1511
21.	12¼"	BG-1511-A
22.	13¾"	BG-1512
23.	14¾"	BG-1513
24.	15"	BG-1513-A
25.	16"	BG-1514
26.	17½"	BG-1515
27.	18½"	BG-1516
28.	20"	BG-1517
29.	22"	BG-1518
30.	23"	BG-1519
31.	24"	BG-1520
32.	26"	BG-1521
33.	28"	BG-1522
34.	34"	BG-1523
35.	36"	BG-1524

PDC BIT BREAKER




Figure No. 26



STABILIZER GAUGES IN ALL SIZES



Figure No. 27

S.No.	BIT SIZE	JOT- PART NO.
1.	6" - 6¼"	BBP-1530
2.	8.3/8" - 8.5/8"	BBP-1531
3.	12" - 12¼"	BBP-1532

WEAR GUIDE PLATE ASSEMBLY:

JOT Manufactured Wear Guide Assembly, helps to reduce wear in Master Bushings and Bowls during drilling operations, particularly when using a top drive.

The Wear Guide Assembly mounts directly in the pin drive locations on 27-1/2" and 37-1/2" Master Bushings. Locking drive pins are optional. The expendable Wear Guide Rings are available for Pipe Size 3-1/2" to 5" and 5-1/2" to 6-5/8". The wear guide ring material is designed to minimize any wear to the drill string.




Figure No. 28

PIPE SIZE	GUIDE ASSY. COMPLETE		SUITABLE FOR MASTER BUSHING
	W/ LOCK PINS	W/O LOCK PINS	
3 1/2" - 5"	35761	35761-A	27½" & 37½" Pin Drive
5 1/2" - 6 5/8"	35762	35762-A	
PIPE SIZE	SPARES		
	WEAR GUIDE BUSH	LOCK PINS	BOLTS
3-1/2" to 5"	35763	35765	35766
5-1/2" to 6-5/8"	35764	35765	35766

ROTARY TABLE ADAPTER

The Table Adapters: Is used to reduce rotary table Opening size for 49-1/2" to reduce in 37-1/2" size & 37-1/2" to reduce in 27-1/2" with the help of this Adapter, Available as per the all type Master Bushing Solid & Split Bushing.




Figure No. 29

ADAPTER PLATE FOR BIT BREAKER:

Adapter plate is used to adapt the Bit Breakers to lock the bit Breaker for breakup & Make up of Bits from drilling Strings. Suitable for Pin Drive Mater Bushing, available for 37-1/2", 27-1/2", 20-1/2", 17-1/2".



Figure No. 30

ADAPTER PLATE FOR TUBING SPIDER:

Adapter Plate to Adapt the Tubing Spider, Tubing spider fit on the top of the adapter plate that plate fixed into the Master Bushing holes, with the help of studs, suitable for all sizes of tubing spider. Adapter Plate is Available for Both Pin drive Mater Bushing & Square Drive Master Bushing for 27-1/2" & 37-1/2" MB.



Figure No. 31

UMBILICAL ROTARY PROTECTOR BUSHING

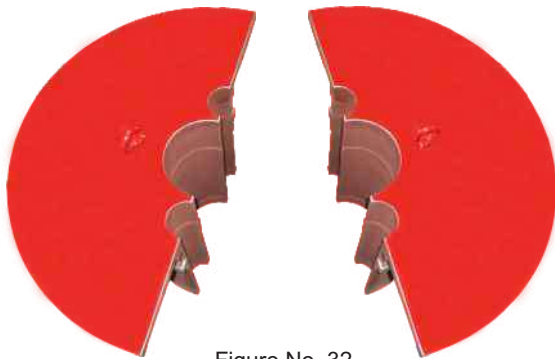


Figure No. 32

Umbilical Rotary protector Bushing: Umbilical Rotary protector Bushing in split to protect umbilical hose while Oil well testing, having two holes of 90 mm throughout to pass umbilical hose & one middle hole to pass tubular up to the 9-5/8" tubular. Suitable for the Master Bushing 37-1/2" Pin Drive.

BOWLS SLOTTED TYPE FOR UMBILICAL HOSE

Bowl no 3 Slot type Modified, for umbilical hose: while Oil well testing, install this bowl no 3 Slotted type into the Master Bushing & hold the drill pipe with help of Modified Rotary Slip, Slots is provide to pass the Umbilical hose Dia up to the 65 mm.



Figure No. 33

ROTARY SLIP MODIFIED TYPE

With help of Rotary Slip Modified type, for Umbilical hose to pass the hose through rotary table & rotary slip will hold the tubular with the help of Bowl slotted type.



Figure No. 34

DRIFTS: FOR CASING & TUBING

JOT manufactures Casing & Tubing drifts as per API 5CT Specifications. Drifts are available in Steel, Aluminium, Teflon and Nylon in size ranging from 2-3/8"-20".

Drifts are used for testing roundness of Casing & Tubing; making certain there are no Kinks, bends or flat places in the pipe. Drifts are used to ensure that the Drill pipes are of proper diameter throughout to run down hole tools. JOT can manufacture drifts as per customer specifications when requested.

Standard Drift Size		
Product Detail		Standard Drift Mandrel Length Size in Inches
Casing	<9-5/8	6
	9-5/8 to 13-3/8	12
	>13-3/8	12
Tubing	2-7/8	42
	>2-7/8 to 8-5/8	42
	>8-5/8 to <10-3/4	42



Figure No. 35

MUD BUCKET: HYDRAULIC AND PNEUMATIC TYPE

JOT manufactures Hydraulic and Pneumatic operated Mud Buckets; size 6 Ft long suitable for 2-7/8" to 5-7/8" & 2-7/8" to 6-5/8" tubular that replace the manually operated Mud Bucket. Bucket opening & closing operated by Hydraulic or Pneumatic, also provided self locking system for safety at the time of operation. The extension arm enables extension and retraction of bucket between parked position and the well centre through Hydraulic or Pneumatic operation. When the mud has been drained from the bucket, with the help of operating lever the bucket clamps off and the extension arm retracts the bucket in parked position.

Hydraulic/Air operated Mud Bucket is an innovative mud bucket, designed for 100% drilling fluid recovery, it improves Drilling operations safely by preventing slick floors that eliminates the chances of slipping accidents on Rig Floors and also reduces crew clean-up time and cuts wash-water disposal volumes. JOT manufactured Mud Buckets are designed to increase safety, to improve working environment and better retention of expensive drilling fluids results in significant cost savings.

Technical Specifications:

JOT Model No.	MG 6L H (Hydraulic) MG 6L P (Pneumatic)
Dimensions (L x W x H)	2000 x 800 x 2900 mm 79 x 31.5 x 114 inches
Range of Pipe sizes	2-7/8", 3½", 4", 5", 5½" & 5-7/8"
Time cycle (extension arm-retract)	15 seconds
Time cycle (Bucket open-close)	05 seconds
Time cycle (Extension arm-extend)	15 seconds
Drain hose size	6000 [19.7] mm [Feet]
Maximum Travel Length	2800 [9.2] mm [Feet]
Hydraulic Mud Bucket	
Hydraulic Flow	Q= min. 50 l/min (13gallon/min)
Working Pressure for Hydraulic	160 bar / 2320 psi (Minimum)
Pneumatic Mud Bucket	
Working Pressure for Pneumatic	10 Bar / 145 psi (Maximum)



Figure No. 36

MUD BUCKET PNEUMATIC TYPE

JOT manufactures Pneumatic operated Mud Buckets; size 6 Ft long suitable for 2-7/8" to 6-5/8" tubular that replace the manually operated Mud Bucket. Bucket Quick opening & closing operated by Pneumatic, also provided self locking system for safety at the time of operation. When the mud has been drained from the bucket, with the help of operating lever the bucket clamps off & ON.

Mud Bucket: Air operating System for Opening & Closing at the time of Mud bucket use for discharge, is located at middle side part of bucket. Seal Inserts / Packer Seals & Door Seal are easy to install & change according to the tubular size, the quality of Seals is renitent for Synthetic Oil Base drilling mud. Hosting hook is attached to lift the Mud Bucket, Discharge size 4" & 6" is provide at bottom side of Mud Bucket. Mud Bucket Having quick Opening & Closing of Hose Clamp for drain Nipple. Additionally Air Control Panel is providing to operate the unit.

Pneumatic (Air operated) Mud Bucket is an innovative mud bucket, designed for 100% drilling fluid recovery, it improves Drilling operations safely by preventing slick floors that eliminates the chances of slipping accidents on Rig Floors and also reduces crew clean-up time and cuts washwater disposal volumes. JOT manufactured Mud Buckets are designed to increase safety, to improve working environment and better retention of expensive drilling fluids results in significant cost savings.

TECHNICAL SPECIFICATIONS:

JOT Mud Bucket Model No.	MG 6L P (Pneumatic)
Dimensions (L x W x H)	1900 x 700 x 660 mm
Range of tubular /Pipe sizes	2-3/8", 2-7/8", 3 1/2", 4", 5", 5 1/2" & 5-7/8", 6-5/8"
Inserts / packer Seal	2-3/8", 2-7/8", 3 1/2", 4", 5", 5 1/2" & 5-7/8", 6-5/8"
Door Seal	Right & Left Side.
Time cycle (open-close)	15 seconds
Drain Size	4" & 6"
Drain hose size with coupler	Hose 15 feet length
Pneumatic Mud Bucket Model No JOT MG 6L P	
Working Air Pressure for Pneumatic	8.6 Bar / 125 psi (Maximum)



Figure No. 37



Figure No. 38

S. NO.	PART NAME	Part No	QTY
01	Main Body	MG6P-01	—
02	Handle	MG6P-02	02 NOS.
03	Top & Bottom Pipe Insert Seal (nitrile Rubber) Size is available from 2-3/8" to 6-5/8"	MG6P-03 A TO H	04 NOS.
04	Door Seal (rubber)	MG6P-04	04 NOS.
05	Lifting Hook	MG6P-05	02 NOS.
06	Right Side Cylinder End Mounting Bracket	MG6P-06	03 NOS.
07	Pneumatic Cylinder With Both Side End Mounting	MG6P-07	03 NOS.
08	Safety Guard	MG6P-08	01 NOS.
09	Left Side Cylinder end Mounting Bracket	MG6P-09	03 NOS.
10	Filter Regulator Lubricant Combine Unit	MG6P-10	01 NOS.
11	Liver Type Rotary Valve	MG6P-11	01 NOS.
12	Bottom Leg (for Stand)	MG6P-12	04 NOS.
13	Mud Exhaust Pipe 4" /6"	MG6P-13	01 NOS.
14	Quick Opening & Closing Hose Clamp	MG6P-14	01 NOS.
15	Pneumatic Hose Air In	MG6P-15	01 NOS.
16	Pneumatic Hose Air Out	MG6P-16	01 NOS.
17	Manifold	MG6P-17	3 LENGTH
18	Pneumatic Hose Air Out	MG6P-18	3 LENGTH
19	Manifold	MG6P-19	02 NOS.
20	Air Supply Hose Complete With Qd Connection	MG6P-20	50 FEET LONG

MUD BUCKET MANUAL TYPE

JOT Manufactures Mud Bucket are made in Three models: MG-3', MG-6' and MG-6'L. Our mud guards are cost effective as it saves the loss of expensive drilling fluid and reduces the labour for rig floor wash as well as eliminates the chances of slipping accidents due to slippery rig floors. The MG-6' is 6' x 10-3/4" and can handle drill pipe sizes from 2-3/8" to 5 1/2". The MG- 6'L is 6' x 16", it's larger cavity is designed for drill pipe sizes from 2-3/8" to 6-5/8" and can handle larger volumes of line fluids. Both models can be supplied with neoprene or nitrile seals.



MUD BUCKET / GUARDS
Figure No. 39

TONG DIES & SLIP INSERTS

While running in or pulling out tubulars at oil rigs the joints (tool joints) are tightened or loosened with the help of manual tongs or power tongs.

Dies are the principal element in the manual tongs and power tongs which carry out the job of gripping the tool joints, before torque application. (Rollers or chain are also used for gripping of tubulars while using pipe spinners)

Janki Oil Tools Jodhpur manufactures tong dies out of best quality alloy steel. The dies are case hardened to a desired depth, while leaving the inner portion (core) ductile. The hardened surface is highly resistant to wear and exhibits quality gripping of tool joints. The inner ductile core absorbs the shock of sudden impact and heavy torque. Teeth edges are slightly rounded off to eliminate the teeth bite on drill pipe. The combined effect is efficient operation in the long run. Janki made these dies meet OEM specifications.

INTERCHANGABILITY & APPLICATION OF JOT- MAKE DIES DIES FOR MANUAL TONG

Size in Inch.	Place of Use	Interchangeability of JOT- with		
		Type Dies	JOT- No.	Ref. PT No.
1/2"x1 1/4"x5"	> BJ Type SDD, C, F, LF Manual Tongs with 1 1/4" slot > BJ Power Casing Tongs > Top Drive Torque Wrench > Foley Make Manual Tongs > Lamb Power Casing Tongs	Blue Diamond	55551-B	16401-6
		Pyramid	55551-P	16401-2
		Coarse	55551-C	16401-1
		Plain	55551-PL	16401
1/2"x1 1/4"x5-7/8"	> BJ Type B Tongs with 1 1/4" slot > BJ Type DB Tongs with 1 1/4" slot > BJ Power Casing Tongs > Top Drive Torque Wrench > Foley Make Manual Tongs > Lamb Power Casing Tongs	Blue Diamond	55552-B	16402-6
		Pyramid	55552-P	16402-2
		Coarse	55552-C	16402-1
		Plain	55552-PL	16402



DIES FOR WOOLLEY SLIPS

Body Size of Slips	Insert for D/Pipe Size	Ref. Part No.	Body Size of Slips	Insert for D/Pipe Size	Ref. Part No.
5 1/2" Long B	5 1/2" x 5 1/2"	757-054-0154	4 1/2" Long X	4 1/2" x 4 1/2"	757-044-0344
	5 1/2" x 5"	757-054-0150		4 1/2" x 4"	757-044-0340
	5 1/2" x 4 1/2"	757-054-0144		4 1/2" x 3 1/2"	757-044-0334
	5 1/2" x 4"	757-054-0140			
5" Long B	5" x 5"	757-050-0350	4 1/2" Long B	4 1/2" x 4 1/2"	757-044-0144
	5" x 4 1/2"	757-050-0344		4 1/2" x 4"	757-044-0140
	5" x 4"	757-050-0340		4 1/2" x 3 1/2"	757-044-0134
				4 1/2" x 2 7/8"	757-044-0127
				4 1/2" x 2 3/8"	757-044-0123

DIES FOR TSK SLIPS

Inserts for Baash Ross D.U. Rotary Slip (4-1/2")					
JOT Dies Part No.	Ref. Part No.CDI	Dimensions	JOT Dies Part No.	Ref. Part No.CDI	Dimensions
14208	7613-A-81	4-1/2"x 4-1/2"	14212	7613-A-82	4-1/2"x 2-3/8"
14209	7613-FF-81	4-1/2"x 4"	14213	7613-M-82	4-1/2"x 2-1/16"
14210	7613-C-82	4-1/2"x 3-1/2"	14214	NA	4-1/2"x 1.900"
14211	7613-B-82	4-1/2"x 2-7/8"			
Inserts for Baash Ross D.U. Rotary Slip (5-1/2")					
14215	7613-H-81	5-1/2"x 5-1/2"	14218	NA	5-1/2"x 4"
14216	7613-G-81	5-1/2"x 5"	14219	7613-E-82	5-1/2"x 3-1/2"
14217	7613-E-81	5-1/2"x 4-1/2"	14220	NA	5-1/2"x 2-7/8"
Inserts for Baash Ross D.U. Rotary Slip (7")					
14221	7613-EE-81	7"x 7"	14224	NA	7"x 5"
14222	7613-DD-81	7"x 6-5/8"	14225	NA	7"x 6"
14223	7613-Z-81	7"x 5-1/2"	14226	NA	7"x 5-7/8"



**Inserts for Rotary Slip
(3-1/2" Body Size)**

JOT Dies Part No.	Ref. Part No.CDI	Dimensions
10160	2160	2-3/8" x 3-1/2"
10161	2161	2-7/8" x 3-1/2"
10162	2162	3-1/2" x 3-1/2"

**Inserts for Rotary Slip
(3-1/2" Body Size)**

JOT Dies Part No.	Ref. Part No.CDI	Dimensions
10163	2163	3-1/2" x 4-1/2"
10164	2164	4" x 4-1/2"
10165	2165	4-1/2" x 4-1/2"

**Inserts for Rotary Slip
(5" Body Size)**

JOT Dies Part No.	Ref. Part No.CDI	Dimensions
10165	2165	4" X 5"
10166	2166	4-1/2"x 5"
10167	2167	5" x 5"

**Inserts for Rotary Slip
(5-1/2" Body)**

JOT Dies Part No.	Ref. Part No.CDI	Dimensions
10168	2168	4-1/2" x 5-1/2"
10169	2169	5" x 5-1/2"
10170	2170	5-1/2" x 5-1/2"

Varco Power Slips

JOT Part No.	Varco Tool Size	Pipe Size	PS-15	PS-16
10163-16B	4-1/2"	3-1/2"	32/16B	32/16B
10164-16B	4-1/2"	4"	32/16B	32/16B
10165-48	4-1/2"	4-1/2"	48	48
10168-16B	5-1/2"	4-1/2"	32/16B	32/16B
10169-16B	5-1/2"	5"	32/16B	32/16B
10170-48	5-1/2"	5-1/2"	48	48
10171-16B	7-5/8"	--	48/24B	48/24B


Dies for Safety Clamp

Safety Clamp	JOT Part No.	Ref. Part No.	
"T" Type	14301	7624-A-21	
"C" Type	14302	7624-A-4	
"MP" Type	14303	3310	

DIES FOR MONKEY TONG

Description	Flat Die	Round Die
2-7/8"Round		
2-7/8"Flat		
3-1/2"Round		
3-1/2"Flat		


Dies For Manual Tong / Power Tong / Hydraulic Tongs



Inserts For BJ Slip Power Slip, Hand Slip, Tubing Spider And Elevator



Rotary Slip Inserts For JOY / TSK Slips



Dies & Inserts For Woolley Slips



Drill Pipe / Rotary Slip / Drill Collar Slip / Casing Slip Inserts For Varco Slips




Dies For Kelco Tubing Tongs




Dies For Safety Clamp



Dies For Farr Power Tong




Dies & Die Holders For Iron Roughneck - ST80



Slip Inserts For Guiberson



Dies Holders



INSERTS FOR CAVINS TUBING SPIDER C		
Full Circle Inserts for Cavins Type C spider(2 1/16" body)		
Description (Slip size x Pipe size)	Original P/N	Set
2 1/16" x 2 1/16"	TC-650-2 1/16" x 2 1/16"	
2 1/16" x 1.900"(1 1/2")	TC-651-2 1/16" x 1 1/2"	
2 1/16" x 1.660"(1 1/4")	TC-651-2 1/16" x 1 1/4"	
2 1/16" x 1.315"(1")	TC-651-2 1/16" x 1"	
Full Circle Inserts for Cavins Type C spider(3 1/2" body)		
3 1/2" x 3 1/2"	TC-650-3 1/2" x 3 1/2"	
3 1/2" x 2 7/8"	TC-651-3 1/2" x 2 7/8"	
3 1/2" x 2 3/8"	TC-651-3 1/2" x 2 3/8"	
Full Circle Inserts for Cavins Type C spider(4 1/2" body)		
4 1/2" x 4 1/2"	TC-650-4 1/2" x 4 1/2"	
4 1/2" x 4"	TC-651-4 1/2" x 4"	
4 1/2" x 3 1/2"	TC-651-4 1/2" x 3 1/2"	



DRILL PIPE PROTECTORS (SPIRAL FLUTED)

JOT Drill Pipe Protectors are made of Nitrile Rubber having hardness 70 ± 50 duro with spring Steel Insert and Tapered Lock Pin Design for high abrasion, wear and tear and oil resistance.

Split-Fluted Drill Pipe / Casing Protector are best suited for applications where there are high circulations of mud. In fluted design the OD of the protectors are bigger hence making it more shock absorbing and the fluted space on the outer surface of the protectors helps the mud to pass through the protectors easily.



S.No.	ITEM DESCRIPTION	DP SIZE (ID)	OD OF PROTECTORS	MATERIAL
1.	Split Fluted Drill Pipe Protector	3 1/2"	5 1/4" □ 5-3/4"	Nitrile
2.	Split Fluted Drill Pipe Protector	4"	5-5/8" □ 7 1/2"	Nitrile
3.	Split Fluted Drill Pipe Protector	4 1/2"	6 1/2"	Nitrile
4.	Split Fluted Drill Pipe Protector	4 1/2"	7 1/4"	Nitrile
5.	Split Fluted Drill Pipe Protector	5"	7 1/4" □ 7 1/2"	Nitrile
6.	Split Fluted Drill Pipe Protector	5"	8"	Nitrile
7.	Split Fluted Drill Pipe Protector	5-7/8"	8"	Nitrile

MANUAL TONGS

JOT Manual Tongs are necessary tools applied to make up and break out pipes. Changing lug jaws and latch steps can adjust different handling sizes of the tongs.

They are interchangeable with other major manufacturer's tongs. Each tong features tough, heavy-duty designs with heat-treated hinge pins and long-lasting "stagger tooth" tong dies (Blue Diamond, Pyramid). They are designed and manufactured according to API Spec 7K.



MANUAL TONG HT 100



MANUAL TONG HT 65



MANUAL TONG HT 55




MANUAL TONG TYPE AAX



MANUAL TONG WWB



MANUAL TONG HT 35



MANUAL TONG WELL SERVICING



MANUAL TONG
(EXTENDED CASING TONG)



MANUAL TONG (CASING TONG)



MANUAL TONG (TYPE LF TONG)

EZYTORQUE HYDRAULIC CAT HEAD

JOT manufactured “EZY Torque Hydraulic Cat Head” is specially designed to provide an accurate, smooth, constantly increasing make-up and break out joint at rotary table, in a torque range of 40,000 to 1,50,000 ft-lbs.

JOT “EZY Torque Hydraulic Cat Head” are available to fit individual rig requirements and operation parameters, it is powered by an independent power source. The power unit can be controlled from a convenient location on the rig with a remote control module, it features a lever actuated control valve, pressure gauge, and a pilot relief valve to provide pressure operation and regulation. Using high grade petroleum base hydraulic fluid.



FEATURES

- Self-contained unit with hydraulic power & control unit suitable for safe operation.
- Precise pressure control enables continuous makeup capability.
- Hydraulic operation of remote control module eliminates electrical hazards.
- Simple hydraulic circuit ensures trouble – free performance.
- Utilizes construction ensures durability.
- Angle Between pull line & torque arm is 90°.
- Positive displacement, tandem pump provides efficient, steady hydraulic energy.
- Control module enables remote pressure regulation and cylinder operation. Cylinder is mounted with the anchor adapter block.
- Contains Flame proof and explosion proof induction motor(10 HP, 1725 – 1760 RPM, 460 Volts, 60 Hz) to run hydraulic pump.
- Protection cover to protect electrical system from weather conditions and operational situation(rain, water & mud) and hydraulic fluid from contamination.
- Tested at 3000 psi.

TECHNICAL SPECIFICATION

MODEL : JOTEZT-10												
Working Pressure (Min)		Cylinder Stroke Length		Line Pull Range		Time Period of Stroke		Wire Rope Size		Wire Line Travel		Overall Weight (Apr.)
Kgf/cm ²	psi	mm	in	Kg	lbs	Power	Return	in	mm	in	mm	Kg
141	2000	559 - 1067	22 - 42	11,793 to 14742	26,000 to 32,500	9 to 12 Sec	5 to 8 Sec	7/8"	22	84"	2134	700

JOT SUPPLY RANGE OF ELEVATORS

01	Slip Type Elevators: HYC Casing Elevator, MYC Casing Elevator, YC Casing Elevator, YT Slip Tubing Elevator, HYT Tubing Elevator, MYT Slip Tubing Elevator
02	Center Latch Elevator: “A” Series Center Latch Collar Type Elevator
03	18° Center Latch Elevator: “G” Series, MG Type 100 Ton Elevator, RG Type 150 Ton Elevator, MGG Type 250 Ton Elevator, GG Type 350 Ton Elevator
04	Collar Type Side Door Elevator: “X” Series, “SLX”- “SX” Elevator
05	Single Joint Elevator: S- Series Type “SJ”
06	Weld less Links




Figure No. 40

SUCKER ROD ELEVATOR

JOT Sucker Rod Elevators are hoisting tools for handling sucker rods. They are unique with interchangeable heat treated steel plates for different size rods and ease of changing plates when worn to limit wear on elevator body. They are designed and manufactured according to API Spec 8C

Model	Size	Rated Cap. (Short tons)
JOTSRE-20	½", 5/8", ¾", 7/8", 1", 1-1/8", 1-1/4", 1-1/2"	20 TON
JOTSRE-25	5/8", ¾", 7/8", 1"	25 TON



SUCKER ROD WRENCH

JOT Sucker Rod Wrench is made of high quality alloy steel, and boasts the advantage of hardness and abrasion resistance, its opening is applicable to the square shape of the steel – made sucker rod. The balanced design of JOT sucker Rod Wrench can reduce the fatigue of users, which is an outstanding tool for manual mounting and demounting sucker rod.

Model	Size of Sucker Rod	Square Neck Width
JOTSRW-1	5/8" (16mm)	7/8" (22.2mm)
JOTSRW-2	¾" (19mm), 7/8" (22mm)	1" (25.4mm)
JOTSRW-3	1" (25mm)	1-5/16" (33.3mm)
JOTSRW-4	1-1/8" (29mm)	1-1/2" (38.1mm)



DRILL PIPE / DRILL COLLAR SPINNER

JOT manufactured "Drill Pipe/Drill Collar Spinner" is the best replacement of the spinning rope (or chain). It is applied for the mechanized spinning operation. The applicable range of pipe diameter is wide, and it can be quickly & arbitrary adjusted whenever necessary by changing the rollers. There are two configurations for clamping apparatus: air tyre and air cylinder. It is suitable for working temperature range of -6° C to 55° C. It is suitable for Drill Pipe / Drill Collar Size of 2-7/8" to 5½".


JOT Pipe Spinners are durable, easy to use and designed for safety and longevity. The compact designs are self-contained, requiring no dedicated power source.

FEATURES

- Powerful air Motor (Motor does not contain vane spring or push pins).
- Air Cylinder sub assembly, Door valve, throttle valve.
- Drive Roller, pressure roller & Roller arm sub-assembly.

ACCESSORIES

- Hanger Assembly (Metallic hanger, safety chain shackle, leveling screw, D shackle 2 Nos.)
- Air Line Assembly (Supply line 1¼", 200 psi (min. b.p.) 50 ft length, Air Lubricator, filter, regulator and gauge).
- Muffler to Reduce the noise.



JOT DRILL PIPE / DRILL COLLAR SPINNER

TECHNICAL SPECIFICATION

Model		JOT140-200	JOT254-250	JOT254-300Y
Drive Mode		Pneumatic		Hydraulic
Size Range	mm	73.025 – 139.7	73.025 – 254	73.025 – 254
	in	2-7/8 – 5½	2-7/8 - 10	2-7/8 – 10
Air Pressure	Mpa	0.6 – 0.8	0.5 – 0.9	
	Psi	90 – 120	72 – 130	
Pressure Rating	Mpa			14
	Psi			2000
Max. Brake Torque	N.m	2000	2500	3000
	Ft.lbf	1475	1840	2210
Speed	RPM	0 - 108	0 – 120	0 – 95
Air Consumption	m³/min	6.8	15	
	ft³/min	240	529	
Flow	LPM			120 – 140
	GPM			32 – 37
Overall Dimension	mm	1400 X 530 X 835	1250 X 570 X 465	100 X 560 X 700
	in	55 X 21 X 33	49 X 23 X 18	44 X 23 X 28
Weight	Kg	467	440	400
	lbs	1030	971	880

PIPE DIAMETER SUITABLE FOR THE WRENCH

Diameter of Drive Pipe	Diameter of pressure Rollers	Location of Fitting
5½" (139.7 mm)	4" (101.6 mm)	Front Hole
5" (127 mm)	5" (127 mm)	Front Hole
4½" (114.3 mm)	4-3/4" (120.65 mm)	Rear Hole
4" (101.6 mm)	5-3/4" (146.5 mm)	Rear Hole
3½" (88.9 mm)	6-5/8" (168.27 mm)	Rear Hole
2-7/8" (73.025 mm)	6¼" (159 mm)	Rear Hole

SPEED AND TORQUE OF SCREWING ON/OUT AND BRAKE TORQUE OF SPINNING WRENCH

Diameter of Drill Pipe in	Screw-on speed rpm	Screw-on torque at max power N.m (lbf.ft.)	Brake Torque N.m (lbf.ft)
5½	56.8	1000 (738)	1500-2000 (1100-1475)
5	62.5	906 (668)	1360-1810 (1000-1335)
4½	69.5	815 (600)	1220-1630 (900-1000)
4	78	725 (535)	1090-1450 (800-1070)
3½	89.3	630 (465)	950-1260 (700-930)
2-7/8	108	520 (384)	780-1030 (575-760)

SUCKER ROD POWER TONG

Model JOT29/2Y hydraulic power tong, which is used to make up and break out sucker rod thread in Well Service. This product has the following features:

- The Structure is compact, concise and light. Master Tong is driven by Low speed large torque hydraulic motor which matching with manual control valve. The backup tong just likes a spanner. Total weight is approximately 100 Kgs.
- The Operating is briefness and convenience with high efficiency. Put the correspondence size jaw set into master tong and the corresponding size glutting into backup tong, turning the reset knob in correct direction then can make up and break out sucker rod by operating manual control valve. Two speed, snapping at low speed, spinning at high speed.
- Large low gear torque, especially suitable for the instance that is difficult to break out sucker rod thread.

Model	JOT29/2Y
Application Range : Sucker Rod:	¾", 7/8", 1"
High Gear Rated Torque	740 ft.lbs
Low Gear Rated Torque	1480 ft.lbs
High Gear Maximum Rotation Speed	120 RPM
Low Gear Maximum Rotation Speed	40 RPM
Opening of Tong Head	65 mm
Overall Dimension (L x W x H)	636 x 361 x 520 (mm)
Weight	100 Kg
Rated System Pressure	1450 PSI
Max Oil Supply	21 gpm



JOT29/2Y

TYPE C/CHD PNEUMATIC SPIDER

JOT Type C/CHD Pneumatic spiders are utilized to handle drill pipe and tubing in oil well repairing. This type of spider can accommodate pipe from 1.315" to 5½", the rated capacity of type C Spider is 80 tons, and the rated capacity of type CHD Spider is 120 tons. These are manufactured as per API Spec 7K.



Slip Body Size (in)	Drill Pipe/ Tubing O.D.				Cylinder Working Pressure	
	JOTC/80T		JOTCHD/120T		MPa	psi
	mm	Inch	mm	Inch		
2-1/16"	33.4	1.315	33.4	1.315	0.6 – 0.9	87-130
	42.2	1.66	42.2	1.66		
	48.3	1.9	48.3	1.9		
	52.4	2-1/16	52.4	2-1/16		
3½"	60.3	2-3/8"	60.3	2-3/8"		
	73	2-7/8"	73	2-7/8"		
	88.9	3½"	88.9	3½"		
4½"	88.9	3½"	88.9	3½"		
	101.6	4"	101.6	4"		
	114.3	4½"	114.3	4½"		
5"	127	5"	127	5"		
5½"	139.7	5½"	139.7	5½"		

TYPE E PNEUMATIC SPIDER

JOT Type E Pneumatic spiders are utilized to handle drill pipe and tubing in oil well repairing. This type of spider can accommodate pipe from 2-3/8" to 7-5/8", the rated capacity is 175 tons. These are manufactured as per API Spec 7K.



Slip Body Size	Pipe Size		Cylinder Working Pressure	
	JOTE/175TON		MPa	psi
	Inch	mm		
3½"	2-3/8"	60.3	0.6 – 0.9	87 - 130
	2-7/8"	73		
	3½"	88.9		
5½"	4"	101.6		
	4½"	114.3		
	5"	127		
	5½"	139.7		
7"	6¼"	158.8		
	6-5/8"	168.3		
	7"	177.8		
7-5/8"	7-5/8"	193.7		

TYPE QQP PNEUMATIC SPIDER

JOT The QQP series pneumatic spiders are mainly applied to hold the drill pipes and tunings for their couplers fastening and removing during the oil well repairing operation. The cylinder, which is driven by the compressed air, activates the slip body lifting and lowering action, thus it largely reduced the workers working strength and increased the working effect. It is safety and reliable, easy in operation, and rational in structure, which is an ideal tool for the oil well repairing operation. These are manufactured as per API Spec 7K.



<i>Model</i>	<i>Max Load</i>		<i>Pipe Size</i>	
	<i>Tons</i>	<i>KN</i>	<i>mm</i>	<i>Inch</i>
JOTQQP/585	60	585	60.3 – 88.9	2-3/8" – 3 1/2"
JOTQQP/675	75	675	60.3 – 88.9	2-3/8" – 3 1/2"
JOTQQP/900	100	900	60.3 - 127	2-3/8" – 5"

HINGED CASING SPIDER

JOT Hinged Casing Spider has a hinged spider body with a split insert bowl. It is put above rotary table, can handle most casings of different sizes. These are manufactured as per API Spec 7K.



<i>Model</i>	<i>Applicable Diameter of Tubular (Inch)</i>	<i>Taper</i>	<i>Rated Capacity (Short Tons)</i>
JOT 13-3/8/200	7" - 8-5/8"	1:3	200 Ton
	9" – 13-3/8"	1:4	
JOT20/200	7" – 8-5/8"	1:3	
	9" – 20"	1:4	
JOT30/200	16" – 30"	1:4	
JOT36/200	18-5/8" – 36"	1:4	
JOT30/500	16" - 30"	1:3	500 Ton
JOT36/500	18-5/8" – 36"	1:3	
JOTH20/500	2-3/8" – 20"	1:3	

TS 100 TUBING SPIDER

JOT TS 100 Style Manual Spider comes in two ranges: 3 1/2" Bowl and 5 1/2" Bowl. The bowl sits differently in the API Bushing in table or can be bolted to adapter plate.



<i>Model</i>	<i>Pipe Diameter (Inch)</i>	<i>Rated Capacity (Short Ton)</i>
JOTTS/3 1/2-100	1.05" – 3 1/2"	100 Ton
JOTTS/5 1/2-100	2-3/8" – 5-3/4"	

STABBING GUIDE

Stabbing Guides: Model JOT-SG: The Stabbing Guide is for Tubing, Casing & Drill Pipe having spring loaded to closed position by a torsion spring and provided with a pair of hand grip levers to facilitate opening, placement, and removal.

Outer Body is manufactured from Stainless Steel and Inner body is manufactured from rigid Black Carbon Nylon. Stabbing Guide is used to prevent damage; during pipe connectors when the male and female connectors for tubing and casing are stabbed during oil or natural gas well drilling and well repairing operations. This stabbing guide is simple in structure, safe and reliable, and easy for operation. Available Sizes as under



Stabbing Guide for Tubular and casing

JOT - SG Model	Applicable diameter for Tubular and Casing (In.)	JOT - SG Model	Applicable diameter for Tubular and Casing (In.)
JOT - SGT 2-3/8"	2-3/8" Tubing	JOT - SGC 7-5/8"	7-5/8" Casing
JOT - SGT 2-7/8"	2-7/8" Tubing	JOT - SGC 8-5/8"	8-5/8" Casing
JOT - SGT 3-1/2"	3-1/2" Tubing	JOT - SGC 9-5/8"	9-5/8" Casing
JOT - SGT 4"	4" Tubing	JOT - SGC 10-3/4"	10-3/4" Casing
JOT - SGT 4-1/2"	4-1/2" Tubing	JOT - SGC 11-3/4"	11-3/4" Casing
JOT - SGC 4-1/2"	4-1/2" Casing	JOT - SGC 13-3/8"	13-3/8" Casing
JOT - SGC 5"	5" Casing	JOT - SGC 13-5/8"	13-5/8" Casing
JOT - SGC 5-1/2"	5-1/2" Casing	JOT - SGC 14"	14" Casing
JOT - SGC 6"	6" Casing	JOT - SGC 16"	16" Casing
JOT - SGC 6-5/8"	6-5/8" Casing	JOT - SGC 18-5/8"	18-5/8" Casing
JOT - SGC 7"	7" Casing	JOT - SGC 20"	20" Casing

Stabbing Guide For Drill Pipe

JOT – SG Model	Drill Pipe	Tool Joint Size
JOT-SGD 3-1/2"	Drill Pipe Stabbing Guide 3-1/2"	4-3/4"
JOT-SGD 3-1/2"	Drill Pipe Stabbing Guide 3-1/2"	4-7/8"
JOT-SGD 3-1/2"	Drill Pipe Stabbing Guide 3-1/2"	5"
JOT-SGD 4"	Drill Pipe Stabbing Guide 4"	4-3/4"
JOT-SGD 4"	Drill Pipe Stabbing Guide 4"	4-7/8"
JOT-SGD 4"	Drill Pipe Stabbing Guide 4"	5"
JOT-SGD 4-1/2"	Drill Pipe Stabbing Guide 4-1/2"	5-1/4"
JOT-SGD 4-1/2"	Drill Pipe Stabbing Guide 4-1/2"	6-1/4"
JOT-SGD 5"	Drill Pipe Stabbing Guide 5"	6-1/2"
JOT-SGD 5"	Drill Pipe Stabbing Guide 5"	6-5/8"
JOT-SGD 5-1/2"	Drill Pipe Stabbing Guide 5-1/2"	6-5/8"
JOT-SGD 5-1/2"	Drill Pipe Stabbing Guide 5-1/2"	7"
JOT-SGD 5-1/2"	Drill Pipe Stabbing Guide 5-1/2"	7-1/8"
JOT-SGD 5-1/2"	Drill Pipe Stabbing Guide 5-1/2"	7-1/4"
JOT-SGD 5-1/2"	Drill Pipe Stabbing Guide 5-1/2"	7-1/2"
JOT-SGD 5-7/8"	Drill Pipe Stabbing Guide 5-7/8"	7"
JOT-SGD 5-7/8"	Drill Pipe Stabbing Guide 5-7/8"	7"
JOT-SGD 5-7/8"	Drill Pipe Stabbing Guide 5-7/8"	7"
JOT-SGD 6-5/8"	Drill Pipe Stabbing Guide 6-5/8"	8"
JOT-SGD 6-5/8"	Drill Pipe Stabbing Guide 6-5/8"	8-1/2"
JOT-SGD 6-5/8"	Drill Pipe Stabbing Guide 6-5/8"	8-1/2"

Stabbing Guide For Drill Pipe

JOT – SG Model	Applicable diameter for Drill Collar
JOT - SGDC 3-1/8"	Drill Collar Stabbing Guide 3-1/8"
JOT - SGDC 3-1/2"	Drill Collar Stabbing Guide 3-1/2"
JOT - SGDC 4-1/8"	Drill Collar Stabbing Guide 4-1/8"
JOT - SGDC 4-3/4"	Drill Collar Stabbing Guide 4-3/4"
JOT - SGDC 5"	Drill Collar Stabbing Guide 5"
JOT - SGDC 6-1/4"	Drill Collar Stabbing Guide 6-1/4"
JOT - SGDC 6-1/2"	Drill Collar Stabbing Guide 6-1/2"
JOT - SGDC 6-3/4"	Drill Collar Stabbing Guide 6-3/4"
JOT - SGDC 8"	Drill Collar Stabbing Guide 8"
JOT – SGDC 8-1/4"	Drill Collar Stabbing Guide 8-1/4"
JOT - SGDC 9-1/2"	Drill Collar Stabbing Guide 9-1/2"
JOT – SGDC 11"	Drill Collar Stabbing Guide 11"



AIR OPERATED THREAD PROTECTOR

JOT supply Air-operated thread protector's offer safe, reliable casing and tubing Pin-end protection. The working principle of the Air protectors is based on pressurization by rig air (72 to 130PSI, or 5 to 9 bar) with the help of Air Gun, ensuring easy installation and reliable protection for all API standard and premium threads.

Air Operated Casing Thread Protectors Size 24-1/2"
Air Operated Casing Thread Protectors Size 20"
Air Operated Casing Thread Protectors Size 18-5/8"
Air Operated Casing Thread Protectors Size 16"
Air Operated Casing Thread Protectors Size 13-5/8"
Air Operated Casing Thread Protectors Size 13-3/8"
Air Operated Casing Thread Protectors Size 11-3/4"
Air Operated Casing Thread Protectors Size 10-3/4"
Air Operated Casing Thread Protectors Size 9-5/8"
Air Operated Casing Thread Protectors Size 7"
Air Operated Casing Thread Protectors Size 5-1/2"
Air Operated Casing Thread Protectors Size 5"
Air Operated Casing Thread Protectors Size 4"



S.NO.	PLASTIC THREAD PROTECTOR
01	2-3/8" EUE PIN & BOX
02	2-7/8" EUE PIN & BOX
03	3-1/2" EUE PIN & BOX
04	4-1/2" EUE PIN & BOX
05	2 -3/8" IF PIN & BOX/NC-31
06	2 -7/8" IF PIN & BOX/NC-31
07	3 -1/2" IF PIN & BOX/NC-38
08	4" IF PIN & BOX /NC-46
09	4 -1/2" IF PIN & BOX/NC-50
10	2 -3/8" REG PIN & BOX
11	2 -7/8" REG PIN & BOX
12	3 -1/2" REG PIN & BOX
13	4 -1/2" REG PIN & BOX
14	6 -5/8" REG PIN & BOX
15	7- 5/8" REG PIN & BOX
16	5 -1/2" FH PIN & BOX
17	6- 5/8" FH PIN & BOX
18	2- 7/8" PH-6 PIN & BOX
19	3- 1/2" PH-6 PIN & BOX
20	4- 1/2" PH-6 PIN & BOX
21	2 -7/8" HT PAC PIN & BOX
22	NC- 35 PIN & BOX



Figure No. 44

S.NO.	STEEL THREAD PROTECTOR
01	2-3/8" EUE PIN & BOX
02	2-7/8" EUE PIN & BOX
03	3-1/2" EUE PIN & BOX
04	4-1/2" EUE PIN & BOX
05	2-3/8" IF PIN & BOX
06	2-7/8" IF PIN & BOX
07	3-1/2" IF PIN & BOX
08	4" IF PIN & BOX
09	4-1/2" IF PIN & BOX
10	5-1/2" IF PIN & BOX
11	2-3/8" REG PIN & BOX
12	2-7/8" REG PIN & BOX
13	3-1/2" REG PIN & BOX
14	4-1/2" REG PIN & BOX
15	5-1/2" REG PIN & BOX
16	6-5/8" REG PIN & BOX
17	7-5/8" REG PIN & BOX
18	3-1/2" FH PIN & BOX
19	4" FH PIN & BOX
20	5-1/2" FH PIN & BOX
21	6-5/8" FH PIN & BOX
22	2-7/8" PAC PIN & BOX
23	2-7/8" HT PAC PIN & BOX
24	NC-35 PIN & BOX

THREAD PROTECTOR IN COMPOSITE (METAL + PLASTIC)

01	4-1/2" LTC/BTC Pin & Box
02	5" LTC/BTC Pin & Box
03	5-1/2" LTC/BTC Pin & Box

04	7" LTC/BTC Pin & Box
05	9-5/8" LTC/BTC Pin & Box

THREAD PROTECTOR IN NITRILE RUBBER

01	1/4" LP/NPT PIN & BOX
02	1/2" LP/NPT PIN & BOX
03	1" LP/NPT/AMMT PIN & BOX
04	1-1/4" AMMT PIN & BOX
05	1-1/2" AMMT PIN & BOX
06	1-5/8" UN 18 PIN & BOX
07	1" 66 NUE PIN & BOX
08	1" 90 EUE PIN & BOX
09	1-9/16" PIN & BOX
10	1-3/15" NUE PIN & BOX
11	2" FIG 1502/605/NPT/LP PIN & BOX
12	2-3/8" REG/IF/EUE/PAC/NUE PIN & BOX
13	2-7/8 " REG/IF/NUE/EUE/HT/PH6/HTPAC/ FOX/RBDS/ NEW VAM PIN & BOX
14	3" LP/NPT/FIG 1502/FIG 602 PIN & BOX
15	3-1/2" REG/IF/EUE/PH-6/ NEW VAM/NUE/ FOX PIN & BOX

16	4" FIG/IF/XT 39/NUE PIN & BOX
17	4-1/2" REG/IF/EUE/PH 6/LTC/ NEW VAM PIN & BOX
18	5" STUB/BTC PIN & BOX
19	5-1/2" FH/BTC/LTC/STC/IF/GPDS 55/ HT55 PIN & BOX
20	6-5/8"REG/FH PIN & BOX
21	7" BTC PIN & BOX
22	7-5/8"REG PIN & BOX
23	8-5/8"REG PIN & BOX
24	9-5/8" BTC PIN & BOX
25	13-3/8" BTC PIN & BOX
26	18-5/8" BTC PIN & BOX
27	20" BTC PIN & BOX
28	WT 26 PIN & BOX
29	XT 50 PIN & BOX
30	ST 57 26 PIN & BOX

JOT-LIFTING BAIL/CAP

JOT offers a wide range of Cast Steel Thread Protectors with lifting bails from quality steel castings in conformity with ASTM A27 Grade 60-30. They are heat treated to give 60,000 psi Tensile Strength and 30,000 psi Yield Strength and are furnished with heavy duty bails suitable for picking up and laying down drill collars, drill pipes.

Threads and Shoulders are precision machined to API Standard.

Lifting Bails are Cast Steel Thread Protectors with Lifting Bails ranging from 2-3/8" to 8-5/8" with REG, IF, FH, XH, H-90 and NC connections.



Figure No. 45

Lifting Bails for Drill Collars and Drill Pipes					
OD Range	Connection Size & Type		Standard Pin Protector weight	Standard Box Protector weight	Standard weight per set
			lb	lb	
3-1/8" – 3-1/2"	NC 26	NC 23	6	6	12
		2-3/8" Reg	6	6	12
		2-3/8" IF	6	6	12
		2-7/8" PAC	6	6	12
4-1/2" – 4-3/8"	NC 31	2-7/8" IF	9	9	18
		2-7/8" XH	9	9	18
		3-1/2" Reg	10	10	20
4-1/2" – 5-1/8"	NC 38	NC 35	12	10	22
		3-1/2" IF	12	10	22
		3-1/2" XH	12	10	22
5 – 5-3/4"	NC 40	4" FH	17	17	34
5-3/4" – 6-1/4"		4-1/2" Reg	15	17	32
		4-1/2" FH	15	17	32
6-1/4" – 6-3/4"	NC 46	4" IF	16	21	37
		4-1/2" H90	16	21	37
6-3/4" – 7-1/4"	NC 50	4-1/2" IF	15	21	36
		5-1/2" Reg	31	27	58
		5-1/2" H90	30	27	57
7-1/4" – 8-1/4"		5-1/2" FH	30	28	58
		6-5/8" Reg	27	28	55
		6-5/8" H90	30	30	60
		6-5/8" FH	37	37	74
8-1/4" – 9"		NC 61	32	32	64
9"-10"		7-5/8" Reg	39	33	72
		7-5/8" H-90	52	42	94
10" – 11"		8-5/8" Reg	50	46	96
		8-5/8" H-90	66	55	121

Lifting Bails for Drill Collars and Drill Pipes

OD Range	Connection Size & Type	Standard Pin Protector weight	Standard Box Protector weight	Standard weight per set
		lb	lb	
–	2-3/8" EUE	7	7	14
–	2-7/8" EUE	7	7	14
–	3-1/2" EUE	9	9	18
–	Fig 1502	10	10	20

Safe Working Load/Proof Load Index

Size	SWL (Kgs)	Proof Load (Kgs)
2-3/8" – 3 1/2" EUE (API 5B) Thread Protectors	2000	3000
2-3/8" – 2 7/8" RSC (API 7-2) Thread Protectors	3000	4500
3 1/2" RSC (API 7-2) Thread Protectors	5000	7000
4" – 5 1/2" RSC (API 7-2) Thread Protectors	7000	10000
6-5/8" – 7 5/8" RSC (API 7-2) Thread Protectors	10000	15000
8-5/8" and above RSC (API 7-2) Thread Protectors	15000	20000


DRESSER TYPE COUPLINGS

Style 38 & Style 40

Material Grade:

Followers: MS Fabricated

Middle Ring: MS, SS304, SS316

Bolts/Nuts: EN8

Stops: 316 Stainless Steel

Gaskets: Grade 42 Buna N (Others available on request)

Coating: Fusion-Bonded Epoxy as Standard




Figure No. 46

JOT- CLAMP ON CASING THREAD PROTECTORS

JOT offers range of Clamp on Casing Protectors, available both in Nitril Rubber and highest grade of tough special polymers. They are built on special steel cage for the superior grip and specially designed stainless-steel handles ensures quick gripping and removing from the casing threads. Available from 5" casings to 20" casing sizes.



Figure No. 47

API R RING JOINT GASKETS

The R-Type Ring Gasket is found in two shapes, Oval or Octagonal. Both shapes have the same pitch diameter as the flange groove they communicate to. These gaskets are used in pressures up to 10,000 PSI. Both the Gaskets can be used in Flanges with flat bottom v-grooves.



Figure No. 48

API RX RING JOINT GASKETS

RX Gaskets are designed for pressures up to 15,000 PSI. These gaskets are compatible to R Type Oval or R Type Octagonal rings used on API 6B flanges. Thickness or the height of these RX type of gaskets are more than R type gaskets, hence the weight of one ring is also more than R type gaskets, therefore it is expensive when compared to R type gaskets.



Figure No. 49

API BX RING JOINT GASKETS

BX Gaskets are designed for pressures up to 15,000 PSI. These gaskets are compatible to R Type Oval or R Type Octagonal rings used on API 6B flanges. Thickness or the height of these BX type of gaskets are more than R type gaskets, hence the weight of one ring is also more than R type gaskets.



Figure No. 50

API SRX AND SBX RING JOINT GASKETS

BX Ring Gasket is distinct from the oval or octagonal gasket. The gasket is square in cross section and it is tapered at each angle. BX is used at pressures up to 15,000 psi and it can be used only in API 6BX flanges and 16BX hubs.



Figure No. 51

RUBBER EXPANSION JOINTS

Rubber Expansion Joint Size range : ½" To 40"
Material : Nylon Reinforced Fabric With Rubber



Figure No. 52

HAMMER LUG UNION

JOT offer a complete range of hammer unions in standard and sour service. Hammer unions are commonly used in oilfield industry to seal two pieces of pipe or hose together and connected by threads or welds. They are high-pressure threaded or welded connections with two halves, a threaded female half and a wing male half with swivel nut that fit together and seal upon turning and then hammering the nut half together with the threaded half.



































































































To fit different sizes of pipe or hose, corresponding types of hammer unions are designed. In most cases, they come in sizes from 1" up to 10" and in pressures from 1,000 psi up to 15,000 psi. We distinguish pressure ratings with different colours. Below is the chart for complete pressure rating and colour codes for each high-pressure hammer union available.

These unions are manufactured with latest techniques and workmanship with correct raw material suitable for specific Pressure Rating and service.



Figure No. 53

Specifications For Threaded and Butt Weld Hammer Unions

Fig. No.	Assembly colour code for standard service	Pressure Rating (PSI)				Nominal Pipe Sizes													
		Standard Service		Sour Gas Service		(in.)	½	1	1-1/4	1-1/2	2	2-1/2	3	4	5	6	8	10	
		Cold Working	Test	Cold Working	Test	(mm)	13	25	32	38	50	65	80	100	125	150	200	250	
50		500	750	N/A	N/A														
100		1,000	1,500	N/A	N/A														
101		1,000	1,500	N/A	N/A														
200		2,000	3,000	2,000	3,000														
201		2,000	3,000	2,000	3,000														
206		2,000	3,000	2,000	3,000														
207		2,000	3,000	2,000	3,000														
211		2,000	3,000	N/A	N/A														
300		3,000	4,500	N/A	N/A														
400		4,000	6,000	4,000	6,000														
602		6,000	9,000	6,000	9,000														
1002		10,000	15,000	7,500	11,250														
1003		10,000	15,000	7,500	11,250														
1004		10,000	15,000	7,500	11,250														
1502		15,000	22,500	10,000	15,000														
2002		20,000	30,000	N/A	N/A														
2202		N/A	N/A	15,000	22,500														
6666		6,000	9,000	N/A	N/A														

ADAPTORS & CROSSOVERS

JOT offers a range of Adapter Crossover and Changeovers in integral, threaded and welded construction for sizes up to 5 inches in different combination as per customer requirement. These Crossover are manufactured for pressure rating up to 15,000 PSI.




Figure No. 54

PUP JOINT

JOT offers a range of Pup Joints with Integral Hammer Union end connections. These Pup Joints are used on high pressure discharge lines, choke and kill lines, auxiliary flow and other applications.

These light weight Pup Joints are available in lengths ranging 1 feet to 12 feet and sizes from 2-inch 4 inch for pressure rating 6000 to 15,000 PSI.

Pup Joints in welded, NPST and NPT (Threaded) Construction as per customer requirement.



Figure No. 55

ADAPTER AND SPACER SPOOLS

JOT Offers Adapter & Spacer Spools as per API 6A Specification & according to the customer requirement in reference to size and length. These items are supplied with full material traceability and necessary documents.



Figure No. 56

FLANGES

JOT offers a wide range of flow products as per API 6A Specification. These products are also manufactured as per customer specification for PSL Levels, Materials, Temperature class and supplied with complete certification and necessary documents.

These flanges include:

- Weld neck Flanges
- Companion Flanges
- Blind Flanges
- Double Studded Adapter Flanges
- Adapter & Spacer Spool



Weldneck Flange



Companion Flange



Blind Flange



Weldneck Flange




Companion Flange



Blind Flange



Double Studded Adapter Flange



Double Studded Adapter Flange

Figure No. 57

VALVES

JOT Butterfly Valves are manufactured with the strongest and durable materials to ensure a long dependable and trouble free service. A valve is one which can be used for isolating or regulating flow. JOT is a leading manufacturer, supplier of valves in India and a leading exporter of valves to many international locations. Today JOT is a widely recognized leader in manufacturing and exporting of superior quality Industrial valves for a wide range of applications. Our valves and other flow control products have a strong reputation for reliability, quality and service. JOT Valves are manufactures as per API 609 Spec., BS-5155, EN593.

BUTTERFLY VALVE

Type:	Wafer Type / Lug Type / Centric Disc / Offset Disc / Double langed
Manufacturing Standard:	API 609 / BS 5155
Testing Standard:	API 598 / ASME B 16.34
Size Range:	50NB To 600NB
Pressure Rating:	PN10 / PN16 / Class 150
Temperature Range:	90°C Approx.



MATERIAL OF CONSTRUCTION

Valve Parts	
Body:	Cast Iron I.S. 210 Grade FG200/220 Ductile Cast Iron GG40; Cast Carbon Steel ASTM A-216 Grade WCB; Cast Stainless Steels CF8 & CF8M; Ductile Iron/SG Iron to BS EN 1563 Gr. EN-JS1030
Disc:	Ductile Cast Iron GG40; Cast carbon Steel ASTM A-216 Grade WCB; Cast Stainless Steels CF8 & CF8M; 316 SS/ASTM A 351 Gr CF8/CF8M With Polished Periphery
Seat:	Nitrile, EPDM, Viton
Shaft:	AISI 410/304/316 + PTFE
Flow Control Lever:	SG IRON/STEEL
Coating On Body & Disc:	Epoxy/PTFE
Seal Holding Rings on Disc:	Renewable AST. 182 GR. F6 HELD BY SS SCREW
Ends :	Flange less Wafer Type to fit between existing flanges without gasket: Flow Control Lever Operated

FEATURES:

- Easy and quick opening and closing. Small fluid resistance. It can be frequently operated.
- Simple structure, small size, and light weight.
- It can transmit mud, and has the least amount of liquid accumulated at the outlet of the pipeline.
- Under low pressure, good sealing can be achieved.
- Good regulating performance

BALL VALVES

JOT Ball Valves are manufactured to API Std. 6D and BS 5351, and tested to API 6D/API 598/ASME B 16.34.

These valves are used for quick shut off and low emission application.

Design Standard: BS-5351 / API-6D (Single Piece Design)

Face To Face Dimensions: ASME B 16.10 / API 6D



MATERIAL OF CONSTRUCTION:

From barstock in carbon steel or stainless steel (304, 316, 304L, 316L, 321), Alloy 20, Hastelloy B & C.

Castings in carbon steel to ASTM A216 GR. WCB.

Castings in stainless steel to ASTM A351 GR. CF8/CF 8M/CF 8C/CF 3/CF 3M. Alloy 20, Hastalloy B & C.

Castings in C.I. to I.S. 210 Gr. FG 200/220/260/300/350/400

Castings in Alloy Steel to ASTM A217 C5, WC6, WC9, WC12

Casting in Bronze.

Size Range: 15mm to 600 mm

Pressure Rating: Class 150/300/600/800/900/1500/2500

2 Piece / 3 Piece, Full or Reduced Port, Floating or Trunnion Mounted, Fire Safe Design available.

ENDS:

- Screwed to ASME B 1.20.1/BSP/BSPT for sizes 15 mm to 50 mm
- Flanged to ASME B 16.5/DIN/BS for sizes 15 mm to 600 mm
- Socket weld to ASME B 16.11 for sizes 15 mm to 50 mm
- Butt weld to ASME B 16.25 for sizes 15 mm to 600 mm
- Screwed Both Ends of NPT Threads.

FEATURES:

- 3 Piece, Thread Ends BSPT-11, FULL BORE (ASME Class 150, 300, 600 & 2500), ISO 17292
- Positive shut off
- Longer life
- Quick in action
- No lubrication
- Visual on/off indication
- Compact design
- Corrosion resistant
- Low pressure drop
- Simplicity



GLOBE VALVE




FORGED GLOBE VALVE



ANGLE TYPE GLOBE VALVE



NON RETURN VALV SWING TYPE



FORGED STEEL CHECK VALVE



SWING CHECK VALVE



GATE VALVE



Y TYPE STRAINER




PRESSURE REDCUING VALVE




SPRING LOADED SAFETY VALVE



ANGLE TYPE SAFETY
RELIEF VALVE



3 WAY & 2 WAY PNEUMATIC
CONTROL VALVE



3 WAY MOTORISED CONTROL VALVE



BALL VALVE



BALL VALVE THREE PIECE SCREW END



BALL VALVE SINGLE PIECE FLANGE END



BALL VALVE TWO PIECE (FLANGE END)



BALL VALVE THREE PIECE (FLANGE END)



THREE PIECE BALL VALVE TRUNNION MOUNTED



TWO PIECE BALL VALVE TRUNNION MOUNTED



KNIFE EDGE GATE VALVE




BUTTERFLY VALVE



BUTTERFLY VALVE



BUTTERFLY VALVE OFFSET DISC



DUAL PLATE CHECK VALVE



WAFER TYPE CHECK VALVE



PINCH VALVE



FOOT VALVE



FLUSH BOTTOM VALVE



NEEDLE VALVE



STEAM TRAP



BUCKET TYPE STREAM TRAP



SLIGHT GLASS



NON SLAM CHECK VALVE

JOT SUPPLY RANGE OF BELOW PRODUCTS

			
HYDRO- CYCLONE CONES	P.U. ROTORS	STRIPPER RUBBER HEAD	K-10, K-20 STABINIGERS
			
K-10, K-20 STABINIGERS	PD-45 DAMPENER	FOAMP HI DENSITY WIPERS WITH INSERTED MANGENTS	POD HOSE CLAMPS
			
STRIPPER RUBBER HEAD	12" AIRO UNION CLAMPS	PD-45 DAMPENER	RUBBER EXPANSION JOINT FULL ASSEMBLY
			
SLIP JOINT PACKERS	MOULDED RUBBER BELLOWS	MUD COOLING ASSEMBLY	KJD SOLID PACKER
			
MECHANICAL SEAL SET	12" DESANDER CONES	SQUARE DUCT BELLOWS	2", 3" & 5" DEMO EQUIVALENT SEATS & GATES
			
BELL NIPPLE SEAL	FOAM TANK BLADDER	FOAM TANK BLADDER	P. U. COUPLING

OIL SAVERS

They are made of specially formulated compounds which are tough and have along life. Oil Saver Rubbers are moulded from a special compound of oil, gas and abrasion-resistant rubber for long service life. Oil and other fluids are removed from the wireline and allowed to re-enter the well, which helps prevent potential well-site contamination. Our savers are supplied in different colours viz red, green, blue etc. They are made of hardness ranging from 35° to 55° A.

Type H	
HSPC Description	Replacement Rubber for OEM Units
Type H 3/8" - 5/8"	Guiberson Type H
Type H 3/8" - 5/8" Soft	Guiberson Type H
Type H 5/16" - 7/16" Soft	Guiberson Type H



Figure No. 41

TUBING STRIPPER RUBBERS JU TYPE

Tubing Stripper Rubbers are made from a proven oil and abrasion-resistant rubber. Tubing can be pulled on run-in with pressure still on the well while also stripping fluids off the tubing O.D. to provide a cleaner job site.

Type JU & Type JUS	
Normal Size	Replacement Rubber for OEM Units
2.375"	Guiberson Type JU & JUS
2.875"	Guiberson Type JU & JUS
3.500"	Guiberson Type JU & JUS



Figure No. 42

ROD WIPERS

They aid in keeping hydrocarbon seepage to a minimum while under pressure. They clean rods of excessive oil and waxes to provide a safer working environment. Size: 5.15" O.D. 0.609" LD.

BJ Equivalent		
HSPC Description	Normal Size	Replacement Rubber for OEM Units
BJ - 5/8"	.612"	BJ Type Rod Wiper
BJ - 3/4"	.750"	BJ Type Rod Wiper
BJ - 7/8"	.875"	BJ Type Rod Wiper
BJ - 1"	1.000"	BJ Type Rod Wiper

BJ Equivalent New Style		
HSPC Description	Normal Size	Replacement Rubber for OEM Units
BJ - 5/8" NS	.612"	BJ Type Rod Wiper
BJ - 3/4" NS	.750"	BJ Type Rod Wiper
BJ - 7/8" NS	.875"	BJ Type Rod Wiper
BJ - 1" NS	1.000"	BJ Type Rod Wiper





Figure No. 43

JOT PRODUCT PHOTOGRAPH





JANKITM OIL TOOLS

Manufacturing & Sales Division :

Plot No. D - 4 / 34,
Heavy Industrial Area,
Jodhpur - 342 003
Rajasthan, INDIA

Mobile : +91 80039-39000 / 94141-45192
Tel. : (O) +91-291-2741828
Fax : +91-291-2742828

E-mail : info@jankioiltools.com
sales@jankioiltools.com
jankioiltools@yahoo.co.in
Website : www.jankioiltools.com

Singapore Marketing Division :

Dollarbird Inds Pte Ltd
International Plaza # 13-13,
10 Anson Road,
Singapore - 079902

Mobile : +65 98919533
Mobile : +91 98294-45210

E-mail : jyotisukhnani@gmail.com
dollarbirdinds@gmail.com

Distributors

Russia :

"Progress" LLC

Reg. Number 1167847088243
195220, Russian Federation,
Saint-Petersburg,
Prospect Nepokorenniy 49, Liter A, Office 510

Mobile: +79853165182
Email : monako.igor@yandex.ru, sergey-radin@mail.ru

Malaysia:

Geoequip SDN BHD

BC-02-10, Alam Prima, Jalan Budiman 22/3,
Seksyen 22, 40300 Shah Alam,
Selangor, Malaysia.
Tel.: +603 51037002
Mob: +60 12 2384367

Email : farouk.yaakop@geoequipsolutions.com

Iraq :

ORILL OILFIELD SUPPLIES LLC

Apricot Tower, Silicon Oasis Office
501-2 PO Box 624530 Dubai
(UAE)

Tel: + 97143499266
Mobile: + 971543427968
Email : sales@orill.ae

Norway:

Tratec Agdermaskin AS,

Spjotnesvegen 32,
4645 NODELAND
Norway

Tel: +47 488 47 442
Email : Espen.Handeland@tratec.no;
amd@tratec.no