

2/2 Way Angle Type On/Off Control Valve



Model : SRT

Model : SRK & SRV

"aira" Offers 2/2 Way Pneumatic Cylinder Operated Investment Casting Angle Type Controls Valve. It has two working types, Normally Open & Normally Closed.

Size Range : 1/2" to 3" Screwed / Flanged

Actuator Specification

Port Connection	1/4" BSP (NPT On Request)
Operating Pressure	4.5 to 7 BAR 1/2" to 2" / 5 to 7 BAR 2.1/2" to 4"
Operating Cycles	350 to 650 Cycles / Hr.
Media	Dry Lubricated Air / Inner Gases (Hydint Moisture Separator are advised to use in line)

SRT / SRK / SRV Model Types

Normally Close	Enegised to Open
Normally Open	Enegised to Close
Double Acting	

Valve Specification

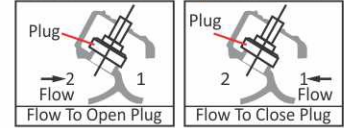
Body Test Press.	10 Bar Max. (12 Kg One Size Higher Actuator & 16 Kg Two Size Higher Actuator)
Working Pressure	Upto 10 Bar
Working Temperature	PTFE 180 °C / CFT 220 °C
Leakage	As per ANSI B16, 16.104 Leakage Class VI Shut Off Tight / Bubble Tight
Media	Air / Water / Oil / Gas / Steam & Chemical

Technical Specification Table

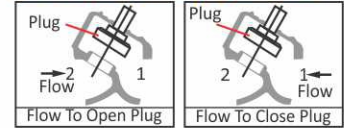
Valve Size	Orifice	Max. Oper. Press. Flow to Close Bar	Max. Oper. Press. Flow to Open Bar	Flow Factor Kv M3/hr	Actuator Bore MM	Air Consumption Lit./ Cycle
MM	Inch	mm				
15	1/2"	16	16	4.2	50	0.155
20	3/4"	16	16	5.5	50	0.155
25	1"	23	16	13.5	70	0.161
32	1.1/4"	31	15	31.9	70	0.172
40	1.1/2"	34	15	31.9	70	0.172
50	2"	45	16	54.5	85	0.184
65	2.1/2"	62	14	54.5	100	0.184
80	3"	75	10	105	120	0.735

For Any Different Technical Requirement - Available On Request

Position In Normally Close Valve



Position In Normally Open Valve



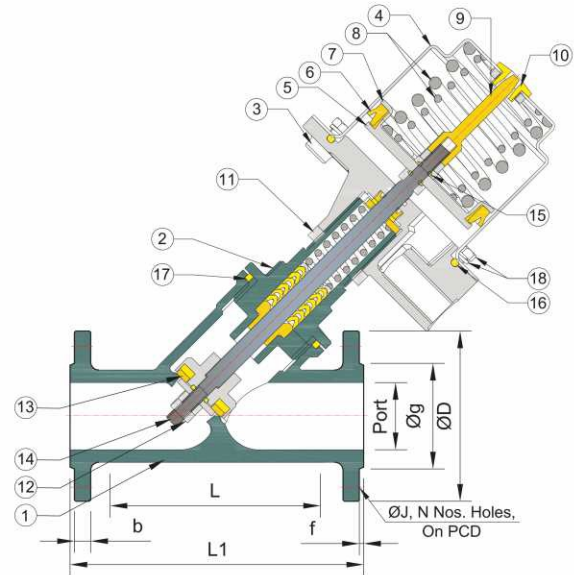
Accessories

- On / Off Type Limit Switch
- Combination (Filter + Regulator)
- Moisture Separator
- Quick Exhaust Valve
- 3/2 Way Direct Acting

Sr. No.	Description	Material
1	Body	CF8 / CF8M / CF3M
2	Bonnet	CF8 / CF8M / CF3M
3	Flange	Alluminum Alloy / CF8 / CF8M
4	Cap	S. S. 304
5	Piston Flat Washer	M. S.
6	Piston V-Seal	High Nitrile
7	Piston Cap Washer	M. S.
8	Piston Spring (RH & LH)	Spring Steel
9	Piston Indicator	Nylon
10	Piston Indicator Guide & Nut	Nylon
11	Lock Nut for Flange	M. S.
12	Lock Nut (Plug)	S. S. 304
13	Plug Washer	PTFE / CFT
14	Plug + Shaft	S. S. 304
15	O - Ring (6X1.5)	High Nitrile
16	O - Ring for Flange	High Nitrile
17	Teflon for Body (Sealing Gasket)	PTFE
18	Piston Cap Hex Bolt & Spring Washer	S. S. 304

Dimensions :

Valve Model	Valve Size		L S/E	SRK Model Flange Dimensions								SRV Model Flange Dimensions								Weight Approx.				
	MM	Inch		L1	Port	ØD	b	Øg	f	ØJ	N	PCD	L1	Port	ØD	b	Øg	f	ØJ	N	PCD	SRT	SRK	SRV
SRT / SRK / SRV - 15	15	1/2"	65	107.9	12.5	90	8	34.9	2	15.9	4	60.3	130.6	12.5	88	8	34.9	1.6	15.9	4	60.3	1.020	1.680	1.640
SRT / SRK / SRV - 20	20	3/4"	75	117.3	17	100	8.9	42.9	2	15.9	4	69.9	151	19	98	7.5	42.9	1.6	15.9	4	69.9	1.180	1.940	1.980
SRT / SRK / SRV - 25	25	1"	90	127	24	110	9.6	50.8	2	15.9	4	79.4	161.5	25	107.9	8.65	50.8	1.6	15.9	4	79.4	1.980	3.100	2.760
SRT / SRK / SRV - 32	32	1.1/4"	102	139.7	30	115	11.2	63.5	2	15.9	4	88.9	---	---	---	---	---	---	---	---	---	2.480	3.880	---
SRT / SRK / SRV - 40	40	1.1/2"	125	165.7	37	125	12.7	73	2	15.9	4	98.4	190	38	127	8.65	73	1.6	15.9	4	98.4	2.840	4.880	3.800
SRT / SRK / SRV - 50	50	2"	151	178	49	150	14.3	92.1	2	19.05	4	120.7	230	49	152.4	8.65	92.1	1.6	15.9	4	120.7	3.760	7.040	5.320
SRK - 65	65	2.1/2"	---	190.5	64	180	15.9	104.8	2	19.05	4	139.7	---	---	---	---	---	---	---	---	---	---	12.260	---
SRK - 80	80	3"	---	203.2	75	190	17.5	127	2	19.05	4	152.4	---	---	---	---	---	---	---	---	---	---	16.520	---



(All Dimensions are in mm)

Pub. on : May, 2019 (Rev-01)

Note : Since, constant worldwide advancement in technology, We keep our rights reserved to make changes time to time in Technical specifications and Dimensions without prior notice.